

2009

MaizeGDB becomes ‘sequence-centric

Taner Z. Sen

United States Department of Agriculture, taner@iastate.edu

Carson M. Andorf

United States Department of Agriculture, carson.andorf@gmail.com

Mary L. Schaeffer

United States Department of Agriculture

Lisa C. Harper

United States Department of Agriculture

Michael E. Sparks

Iowa State University

See next page for additional authors

Follow this and additional works at: http://lib.dr.iastate.edu/gdcb_las_pubs



Part of the [Bioinformatics Commons](#), [Biometry Commons](#), [Computational Biology Commons](#), and the [Plant Breeding and Genetics Commons](#)

The complete bibliographic information for this item can be found at http://lib.dr.iastate.edu/gdcb_las_pubs/30. For information on how to cite this item, please visit <http://lib.dr.iastate.edu/howtocite.html>.

MaizeGDB becomes ‘sequence-centric

Abstract

MaizeGDB is the maize research community’s central repository for genetic and genomic information about the crop plant and research model *Zea mays* ssp. *mays*. The MaizeGDB team endeavors to meet research needs as they evolve based on researcher feedback and guidance. Recent work has focused on better integrating existing data with sequence information as it becomes available for the B73, Mo17 and Palomero Toluqueño genomes. Major endeavors along these lines include the implementation of a genome browser to graphically represent genome sequences; implementation of POPcorn, a portal ancillary to MaizeGDB that offers access to independent maize projects and will allow BLAST similarity searches of participating projects’ data sets from a single point; and a joint MaizeGDB/PlantGDB project to involve the maize community in genome annotation. In addition to summarizing recent achievements and future plans, this article also discusses specific examples of community involvement in setting priorities and design aspects of MaizeGDB, which should be of interest to other database and resource providers seeking to better engage their users. MaizeGDB is accessible online at <http://www.maizegdb.org>.

Disciplines

Bioinformatics | Biometry | Computational Biology | Plant Breeding and Genetics

Comments

This article is from *Database* 2009 (2009): bap20, doi:[10.1093/database/bap020](https://doi.org/10.1093/database/bap020).

Rights

Works produced by employees of the U.S. Government as part of their official duties are not copyrighted within the U.S. The content of this document is not copyrighted.

Authors

Taner Z. Sen, Carson M. Andorf, Mary L. Schaeffer, Lisa C. Harper, Michael E. Sparks, Jon Duwick, Volker P. Brendel, Ethalinda Cannon, Darwin A. Campbell, and Carolyn J. Lawrence

Original article

MaizeGDB becomes 'sequence-centric'

Taner Z. Sen^{1,2}, Carson M. Andorf¹, Mary L. Schaeffer³, Lisa C. Harper^{4,5}, Michael E. Sparks², Jon Duvick², Volker P. Brendel^{2,6}, Ethalinda Cannon², Darwin A. Campbell¹ and Carolyn J. Lawrence^{1,2,*}

¹USDA-ARS Corn Insects and Crop Genetics Research Unit, Ames, IA 50011, ²Department of Genetics, Development and Cell Biology, Iowa State University, Ames, IA 50011, ³USDA-ARS Plant Genetics Research Unit and Division of Plant Sciences, University of Missouri, Columbia, MO 65211, ⁴USDA-ARS Plant Gene Expression Center, Albany, CA 94710, ⁵Department of Molecular and Cell Biology, University of California, Berkeley, CA 94720 and ⁶Department of Statistics, Iowa State University, Ames, IA 50011, USA

*Corresponding author: Tel: +1 515 294 4294; Fax: +1 515 294 8280; Email: carolyn.lawrence@ars.usda.gov

Present address: Michael E. Sparks, USDA-ARS Bovine Functional Genomics Laboratory, Beltsville, MD, USA

Submitted 15 May 2009; Revised 24 June 2009; Accepted 11 July 2009

MaizeGDB is the maize research community's central repository for genetic and genomic information about the crop plant and research model *Zea mays* ssp. *mays*. The MaizeGDB team endeavors to meet research needs as they evolve based on researcher feedback and guidance. Recent work has focused on better integrating existing data with sequence information as it becomes available for the B73, Mo17 and Palomero Toluqueño genomes. Major endeavors along these lines include the implementation of a genome browser to graphically represent genome sequences; implementation of POPcorn, a portal ancillary to MaizeGDB that offers access to independent maize projects and will allow BLAST similarity searches of participating projects' data sets from a single point; and a joint MaizeGDB/PlantGDB project to involve the maize community in genome annotation. In addition to summarizing recent achievements and future plans, this article also discusses specific examples of community involvement in setting priorities and design aspects of MaizeGDB, which should be of interest to other database and resource providers seeking to better engage their users. MaizeGDB is accessible online at <http://www.maizegdb.org>.

Database URL: <http://www.maizegdb.org>

Introduction

Maize is one of very few species that serve both as an important research model and as a crop from which diverse products and resources are generated [reviewed in (1, 2)]. This breadth of scope is recapitulated by the wide variety of informatics needs expressed by the community of maize biologists—not only are tools for handling genetic and genomic information needed, support for translational and applied research is also of great interest [reviewed in (3)].

To better understand the broad needs of the research community and prioritize development goals, a Working Group (http://www.maizegdb.org/working_group.php) made up of maize geneticists and computational biologists

meets annually to discuss the MaizeGDB project's status and to suggest how to further develop the MaizeGDB resource. In addition, the maize community periodically organizes meetings to gather information on key needs to move maize research forward. In March 2007, lab heads met at the Allerton Park and Conference Center in Monticello, IL, to discuss 'The Future of Maize Genetics' [meeting report available at <http://www.maizegdb.org/AllertonReport.doc> and (4)]. Guidance from the MaizeGDB Working Group and Allerton reports agree that two needs are of the utmost priority: improving access to the genome sequence of inbred line B73 (as well as other maize genome sequences as they become available) and creating tools to improve phenotype data collection, storage and analysis. With this in mind, sequence

data and phenotypes constitute much of the current MaizeGDB Project Plan, a document that outlines work to be accomplished by MaizeGDB over a 5-year period (2009–14). In brief, the goals are as follows:

- (1) to integrate new maize genetic and genomic data into the database by
 - expanding mutant and phenotype data and tools as well as structural and genetic map sets emphasizing the integration of the IBM genetic maps with the B73 genome sequence;
 - creating views that convey the substantial variation in maize genome structure;
 - integrating the next-generation genetic map being generated by the Maize Diversity Project (5) into a genomic view to enable its effective use by plant breeders;
 - providing access to gene models calculated by leading gene structure prediction groups through the MaizeGDB interface;
 - compiling and making accessible the annual Maize Newsletter at MaizeGDB

and

- (2) to provide community support services, such as lending help to the community of maize researchers with respect to developing and publicizing a set of guidelines for researchers to follow to ensure that their data can be made available through MaizeGDB; coordinating annual meetings; and conducting elections and surveys.

MaizeGDB currently has a wide range of maize data including genetic maps, gene products, loci, alleles, phenotypes, stocks, sequences and markers. However, centralized access to currently ongoing maize projects that create sequence-indexed data (roughly 10–15 projects at any given time) is notably lacking. Reported here are some recent updates to MaizeGDB with emphasis on improving the handling and accessibility to sequence data, especially data generated by the Maize Genome Sequencing Project for B73 (6). Of particular note are (i) the new MaizeGDB Genome Browser (see ‘Genomic sequence data display and integration with genetic maps’ section), (ii) a new project ancillary to MaizeGDB called POPcorn, which currently serves as a portal to maize research projects with a centralized maize sequence similarity search resource coming soon and (iii) a recently launched project to involve the community of maize geneticists in genome annotation for B73 (outlined in ‘Current endeavors’ section).

MaizeGDB’s standard operating procedures, machine architecture, accessibility and a description of how the databases are administered are described elsewhere (1, 2). Data made available via MaizeGDB are in the public domain.

Genomic sequence data display and integration with genetic maps

Genome browser

Based upon the 2006 MaizeGDB Working Group guidance (available at the bottom of http://www.maizegdb.org/working_group.php) and the Allerton meeting report (4), the MaizeGDB Team began development toward making MaizeGDB become more sequence-centric in early 2007. To this end, an initiative to implement a MaizeGDB Genome Browser was launched in early 2008 and completed in December 2008. The MaizeGDB Genome Browser enables MaizeGDB to become the long-term and centralized keeper of maize gene models (which ensures proper nomenclature) and serves as a way to compare various groups’ assemblies and annotations simultaneously.

A variety of genome browser applications were evaluated via a survey prepared on behalf of the Maize Genetics Executive Committee (accessible online at <http://www.maizegdb.org/blanksurvey.html>) to gauge cooperators’ impressions of existing software and to find out what functionalities they would like to have in a maize genome browser. A summary of the survey results is available online at http://www.maizegdb.org/genome_browser_survey.php.

Based upon results of the survey, GBrowse (7) was selected for the following reasons:

- (i) The three most desired features reported were ease of use, visuals and speed. Cross-species comparison capabilities [where Ensembl (8) shines] was ranked fourth, and GBrowse has such capabilities available (SynBrowse (9), GBrowse syn [http://gmod.org/wiki/GBrowse_syn], CMap [reviewed in (10)], etc.).
- (ii) Cooperators would like to see specific tool development to enhance their research (e.g. finding all the genes between two given markers). Flexibility of code and tool development is an intrinsic feature of GBrowse, which is a community-based open source project that allows development of new modules via its customizable plug-in architecture.
- (iii) Those surveyed commented on various Model Organism Databases (MODs) and their genome browsers. Sites using GBrowse [e.g. TAIR and FlyBase; (11) and (12)] received far fewer negative comments than sites using other mainstream software platforms.

As the MOD for maize, MaizeGDB strives to consolidate data from any group that makes information available. For this reason, the MaizeGDB BAC-based Genome Browser (<http://bac.maizegdb.org>) has been populated with many groups’ data to create an integrated view of the maize genome within a single resource. Current contributors include the Maize Mapping Project

[MMP (13)], the Maize Genome Sequencing Consortium [MGSC via their MaizeSequence.org resource (6)], PlantGDB (14), the UniformMu group (15), the Department of Energy's Joint Genome Institute (<http://www.phytozome.org/maize.php>) and the Maize Assembled Gene Islands (MAGIs) resource (16). The MaizeGDB Genome Browser includes direct links to PlantGDB, MAGI and MaizeSequence.org from several 'tracks' allowing direct access to relevant data and tools available from those specialized resources.

The B73 MMP and MGSC outcomes serve as the basis for the Genome Browser's framework. The MGSC used a minimal tiling path of ~19 000 mapped bacterial artificial chromosome (BAC) clones derived from the MMP for BAC-based genome sequencing. The focus has been to produce high-quality coverage of all identifiable gene-containing regions of the maize genome where only gene-containing regions are ordered, oriented and anchored to the physical and genetic maps of the maize genome (6).

For the MaizeGDB Genome Browser, genomic coordinates for elements that can be mapped to the B73 genome representation are provided by individual research groups, which creates a need for coordination in data release among the various contributors. To facilitate coordination, MaizeGDB, PlantGDB and MaizeSequence.org

are currently working together to align features to the same GenBank (17) releases. Until this coordination is fully accomplished, genomic features displayed within the MaizeGDB Genome Browser may have been aligned by individual groups to different GenBank record releases, causing the elements on different tracks within a particular BAC to be out of order relative to each other. This is due to the fact that subsequences within each BAC can be reordered and reoriented as the records are updated in GenBank. Maize pseudomolecules have been computed (18) and will serve as the backbone that enables all groups to accomplish data coordination. A pseudomolecule-based Genome Browser at MaizeGDB is currently under preparation.

In addition to data provided by contributors, two large-scale tracks have been calculated and are included in the MaizeGDB Genome Browser: a 'Sequenced FPC contig' track that clearly specifies regions that are not yet sequenced and a 'BIN' track that relies upon association of genetic markers to BACs for estimating maize bin boundaries (Figure 1). In the 'Sequenced FPC contig' track, sequenced regions are shown as boxes and unsequenced regions are shown as lines. These representations are based upon mapping the BACs to the FPC contigs (13) and demonstrate places where the minimal tiling path does not fully cover the contig. For the 'BIN' track, the

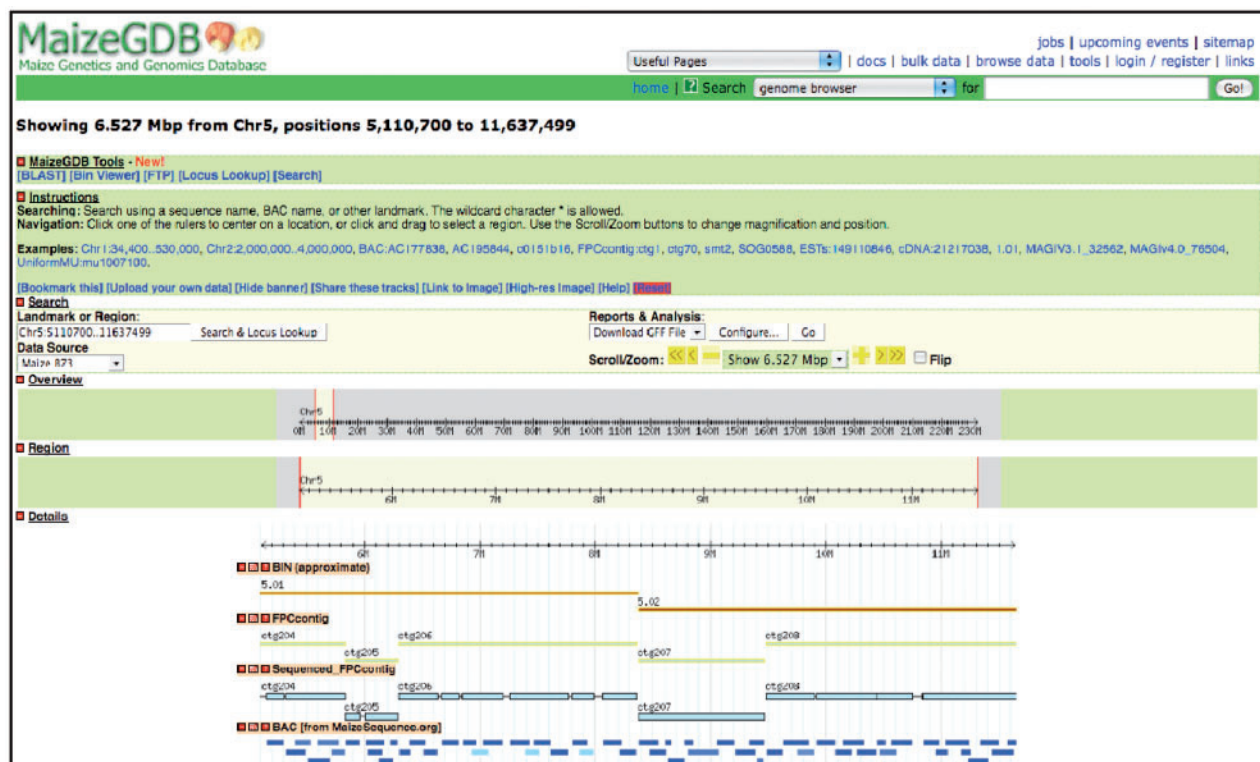


Figure 1. The MaizeGDB Genome Browser showing chromosome 5 from nucleotide position 5 110 700 to 11 637 499. The 'BIN' track shows bins 5.01 and 5.02, and the 'Sequenced FPC contig' track clearly displays regions within the FPC contigs that are not currently sequenced.

90 genetic markers that delineate stretches of ~10–20 cM along each chromosome (19) were mapped to the genome. These bin boundary markers are called the 'core bin markers'. Because only a fraction of these core bin markers currently align with precision greater than a BAC, the displayed bin boundaries are only approximate. In some cases, there is no evidence (e.g. derived from sequence-based or hybridization-based methods) indicating bin boundary position. In such instances the corresponding bins are shown to extend between the flanking core bin markers. For example, although the core bin marker *umc5a* should delineate the boundary between bins 2.06 and 2.07 on chromosome 2, that marker sequence currently aligns only to a region on chromosome 7: the core bin marker for 2.07 is not known. This results in complete overlap of bins 2.06 and 2.07 within the browser.

Although the current view of the B73 genome is fluid and continues to change as more data become available, the addition of the genome browser to MaizeGDB enables researchers to use the emerging B73 sequence data in real time and allows them to visualize genomic elements, identify how these elements are positioned in the genome with respect to each other and relate the B73 maize physical map to the genetic maps by way of shared markers. As our view of the genome improves, the MaizeGDB Genome Browser's representation of the genome will track that progress so that researchers will be able to make use of available data as it emerges.

Genome browser integration with the existing MaizeGDB resource

The MaizeGDB Genome Browser provides integrated views among genomic regions, genetic markers and sequences based upon the B73 sequence assembly. To enhance the capabilities of the Genome Browser and to better integrate it with the existing MaizeGDB resource, images of relevant genomic regions have been integrated into various pages at MaizeGDB [e.g. expressed sequence tag (EST)], genome survey sequence (GSS) and molecular marker pages] where each image is linked into the appropriate regions within the Genome Browser. In addition, the MaizeGDB BLAST (22) tool outputs were upgraded to show genomic locations of hits visually and a Locus Lookup Tool (21) that integrates genetic data with genomic views was created.

The MaizeGDB BLAST tool, which is locally run and updated monthly, is accessible from various locations within MaizeGDB, including the top of the Genome Browser itself (alongside various other MaizeGDB tools). BLAST searches can be performed against BACs, ESTs, GSSs, overgos and other maize nucleotide sequences. Each BLAST hit with known genomic coordinates shows a snapshot of the appropriate genomic context, the e-value of the hit and a short description of the genomic element (Figure 2). Researchers can click on the image to access that

region in the MaizeGDB Genome Browser. Detailed information about the BLAST hit along with nucleotide-level alignments of sequences can be reached by scrolling down the results page.

To more precisely map a BLAST hit to the genome, functionality has been added to allow researchers to upload BLAST hits as a separate track to the Genome Browser. By clicking a button on the results page (red arrow in Figure 2), a BLAST track becomes exclusively available to the machine that launched the BLAST search.

Maize is a species with a long genetic history, and over 1700 genetic maps are currently available via MaizeGDB. Because genomic coordinates are not available for all loci and some genetically mapped loci are not cloned, a mechanism for estimating the genomic location of such loci is needed for, e.g. researchers walking to genes. To meet this need, the Locus Lookup Tool (Figure 3) was implemented. The Locus Lookup Tool (available from the MaizeGDB front page, the Genome Browser and throughout MaizeGDB in other relevant locations) works by first checking physical map coordinates to find out whether the locus is already placed. If so, the physically mapped locus is highlighted in red in the appropriate genomic region. If not, the tool checks the locus record at MaizeGDB to find out if any sequenced BACs are known to detect the locus, and, if so, that BAC is returned within its genomic context. If not, genetically mapped probes that are nearest to the input locus are identified, the tool checks whether those probes have known genomic coordinates (working outward until appropriate probes are identified) and finally the region of the genome contained by the identified probes is reported with bounding probes shown in red.


It should be noted well that even though a locus may physically map to a known location within a BAC, because most B73 BAC sequences currently are concatenated sequence fragments of unknown order and orientation, the locus position on each individual BAC sequence may be anywhere on the BAC associated with a physically mapped probe. For this reason, a conservative window showing the entire BAC(s) to which the probe(s) have been physically mapped is displayed.

Expanded structural and genetic map sets integrated with BACs and the B73 genome sequence

As mentioned previously, MaizeGDB is the central archive for maize maps and documentation. MaizeGDB map pages include views of mapped markers and genotyping scores, updated files for sequence-based markers with assigned map locations, GenBank (17) accession numbers and FASTA-formatted sequences as bulk downloads (see, e.g. the UMC 98 'sequence view' for chromosome 1 at <http://www.maizegdb.org/cgi-bin/displaymapwithaccessions.cgi?id=143431>). To facilitate linking genetic maps to the B73 genome sequence, BAC sequence accessions are imported

Genome Browser

To view these BLAST hits in the Genome Browser, please click the link below:

 [Upload BLAST hits to the Genome Browser](#)

If you still do not see the BLAST hits, disable your pop-up blocker and click [here](#)

Note: These BLAST hits are only visible on this computer - no other user can view this track.

Results Summary


BLASTN 2.2.4 [Aug-26-2002]

Reference: Altschul, Stephen F., Thomas L. Madden, Alejandro A. Schaffer, Jinghui Zhang, Zheng Zhang, Webb Miller, and David J. Lipman (1997), "Gapped BLAST and PSI-BLAST: a new generation of protein database search programs", *Nucleic Acids Res.* 25:3389-3402.

Notes:

Click on *Accession* link for more information on alignments.

If a sequence is found at multiple locations on the Genome Browser, the Genome Browser preview image will show multiple regions.

Accession	Genome Browser	Map Hits	Description	Max Score	E-value	Links
AC177915		11	gi 115498145 gb AC177915.2 AC177915 HTG Zea mays chromosome 1 cl... Full Description	2424	0.0	MaizeGDB DDBJ EMBL GenBank

Detailed Result Summary

AC177915

Retrieve this record at [MaizeGDB](#) | [DDBJ](#) | [EMBL](#) | [GenBank](#)

Maps: AC177915 has known map locations on these **11** maps:

Map	Coordinate	Marker
bins 1	1.01	pco062189b
bins 1	1.01	sog5817b
bins 1	1.02	AC177915

Figure 2. A view from the BLAST results interface. Note the link toward the top of the page allowing BLAST hits to be uploaded as a track in the Genome Browser, results table showing a thumbnail of the hit's genomic context and hit assignment to BACs via the molecular markers associated with the hit sequence.

monthly from GenBank, linked to MaizeGDB's molecular marker data and assigned a bin coordinate. The BAC bin values are based on coordinates provided by the MaizeSequence.org FTP site (http://ftp.maizesequence.org/current/fpc_report.txt) or, in the case of some 900 B73 BACs sequenced by other groups, computed locally to be consistent with MaizeSequence.org coordinates. There are currently 61 000 loci with some genetic map information. These include the 15 568 sequenced BACs and 27 870 (mostly EST-based) markers resolved at the level of a BAC on the IBM2 FPC0507 maps (2). New recombination-based maps, described below, contribute a large number of sequenced markers that can be used for integrating genetic maps with the genome sequence.

Newly available data include the new generation 'NAM' (Nested Associate Mapping) maps from the Maize Diversity-Based Genomics project (22). These are fully documented, with genotype data provided pre-publication. They constitute 27 map sets, based on high-throughput single nucleotide polymorphism (SNP) genotyping of some 1100

markers for nearly 5000 recombinant inbred lines (RILs). The maps are sequence based and closely tied by related overgos to the B73 genome sequence (23). The mapping stocks were designed to support candidate gene discovery for agronomic traits using a nested association mapping strategy (24–26). The RILs are available from the Maize Genetics Cooperation–Stock Center [MGSC (27)]. Documentation includes the genotype scoring for all the lines, sequence accessions submitted to GenBank, sequences of the allele-specific interrogation primers for B73 and Mo17 and allele descriptors for each relevant SNP with nomenclature based on the style developed for the maize TILLING (28) project (e.g. http://www.maizegdb.org/cgi-bin/display_locusrecord.cgi?id=978391). Links are provided to the source database as well as MGSC.

Another addition is the Genetic 2008 map. It includes genes with experimentally confirmed gene products (1400) and/or phenotypes (380) that can be ordered to a resolution of 1–2 cM or better. The map was compiled manually from classical recombination data (29), along

MaizeGDB
Maize Genetics and Genomics Database

Useful Pages | docs | bulk data | browse data | tools | login / register | links

home | Search all data for Go!

Locus Lookup found results on Chr 4

Results for Chromosome 4 (Back to Top)

Chromosome coordinates based on MaizeSequence.org marker positions for: o1

The exact coordinates for o1 were not found. The coordinates will be estimated based on the nearest flanking loci with known coordinates.

The Locus o1 is flanked by the following loci with known chromosome coordinates: (mmp3 and umc1476)

The Locus o1 is estimated to be between position 178,026,800 and position 180,114,200 on Chromosome 4 based on the map: **IBM2 2008 Neighbors 4**

This region is 2,087,400 base pairs long.

(Click here to go to the Genome Browser or scroll to the bottom of the page)

Locus	Chr	Map Position	Chr Start	Chr End
mmp3	4	455.9	178,026,800	178,031,700
o1	4	459.98	0	0
umc1476	4	462.1	180,109,300	180,114,200

Loci known to be between the flanking loci at map positions 455.9 and 462.1 on the **IBM2 2008 Neighbors map**:
 ▶ Click to expand details

The Locus Lookup tool works by (1) checking physical map coordinates to find out whether the locus is already placed. If so, your physically mapped locus is highlighted in red in the region returned. If not, the tool (2) checks the locus record at MaizeGDB to find out if any BACs are known to detect the locus and that BAC is returned within its genomic context. If not, (3) **genetically mapped probes that are nearest the input locus are identified, the tool checks whether those probes have known genomic coordinates (working outward until appropriate probes are identified) and finally the region of the genome contained by the identified probes is reported with bounding probes shown in red.**

More information

Your search for o1 got a result with the logic described in (3) above.

The Locus o1 is estimated between position 177,904,300 and position 180,182,800 on Chromosome 4 located on one or more of the following BACs: AC185478 and AC185466 and AC190628 and AC185661 and AC195130 and AC206202 and AC204294 and AC196791 and AC194367 and AC186646 and AC209392 and AC205138 and AC207651 and AC200864 and AC194964

This region is 2,278,500 base pairs long.

(Click on image to go to the Genome Browser)

LOCUS_LOOKUP
o1

The estimated region for o1 based on locus lookup

▶ Expand Image Detail

Try another term or map:

Search IBM2 2008 Neighbors for locus o1 Find Coordinates!

Use only Genetic Map information

home | Search all data for enter terms here Go!

If you have some comments about this page, or about the site in general, fill out our easy to use feedback form without leaving this page!

Be sure to cite us!

W3C HTML 4.01

Figure 3. The result page for the approximate genomic coordinates for the *opaque endosperm1* (*o1*) locus when the Locus Lookup tool is used.

with sequence alignment to B73 BAC clones ordered by the maize FPC (13). New genes may be included by any cooperator directly by request.

The 2008 Neighbors Consensus maps incorporate the new genetic maps, including Genetic 2008. The current Neighbors maps include 15 904 loci, representing multiple marker technologies (6016 indels; 1388 SNPs; 1965 simple sequence repeats and 2153 overgos). Some 21% (3414) of these loci have been associated with the B73 genome BAC contigs by mappings based on sequence identity to markers/probes and/or high sequence similarity to markers/probes. This version of the Neighbors map differs from the previous iteration, IBM2 2005 (20), by including only markers ordered by recombination analysis and thus excludes most of the overgo and EST-based markers represented in the hybrid IBM2 FPC0507 map set (2).

Current endeavors

POPcorn—a PrOject Portal for corn

Maize researchers cannot easily leverage all available genetic and genomic data because the online locations of all resources are not easy to find and the sequence-indexed resources generated by individual projects must be searched independently. In addition, it is often the case that when a project's funding period ends, the generated data are lost because they are not moved to long-term repositories: these once-funded project sites degrade over time and sometimes disappear entirely. The MaizeGDB team aims to overcome these challenges in collaboration with the community of maize researchers through POPcorn (PrOject Portal for corn; <http://www.maizegdb.org/popcorn>), a needs-driven resource and data pipeline. POPcorn offers (i) a centralized web-accessible resource to search and browse ongoing maize genomics projects and will make available (ii) a single, stand-alone tool that makes use of web services and minimal data warehousing to enable researchers to carry out sequence searches at one location that return matches for all participating projects' related resources and (iii) a set of tools that enable collaborators to migrate their data to MaizeGDB at the project's conclusion. A functional version of the POPcorn resource that serves as a portal to research projects has just been released. Sequence search capabilities and data upload tools are planned for release in early 2010.

Community-driven maize genome annotation

The BAC-by-BAC maize genome sequencing effort is nearly complete with >17 000 Phase 1 BACs deposited in GenBank. The BACs are physically mapped (13). Although most BACs consists of several unordered sequence segments (or scaffolds) separated by unsequenced gaps, it is clear that sufficient sequence and map

information is now available to derive gene models and assign them to classical genetic loci.

Maize stands out amongst the other plant genomes (e.g. *Populus*, *Sorghum* and *Brachypodium*) at similar annotation stages because of both the availability of rice and Arabidopsis as excellent model organisms to help the annotation effort and a large, well-organized research community that is ready to be engaged in the effort. Moreover, current annotation projects (including MaizeSequence.org, MAGI and PlantGDB) can be easily used as a springboard to complete community-driven annotation. For example, PlantGDB provides a daily updated table of new maize BACs from GenBank annotated with matching rice and Arabidopsis proteins (<http://www.plantgdb.org/ZmGDB/DisplayGeneAnn.php>). The table is sortable by location, rice gene product annotation or date and linked to genome context views with associated yrGATE community annotation tools. Thus, newly sequenced homologs of known rice or Arabidopsis genes are immediately accessible to the community for perusal and potential expert annotation.

In brief, the annotation process consists of: (i) a computational stage in which gene structures are predicted together with alignment evidence and (ii) subsequent rounds of manual annotation in which these models are improved. One set of computationally derived models for maize will be available from MaizeSequence.org (6). In addition, the EVIDENCEModeler (EVM) (31) meta-annotation system will be used to derive consensus gene structures. This program currently reconciles gene structures derived from a variety of computational gene finding tools and/or manual annotations according to a weight-based voting scheme, where weights are either set manually or learned using statistical training routines. Such systems have been shown to exhibit gene-finding competency commensurate with that of expert human annotators (32). As deployed for the maize community genome annotation project, EVM reconciles: gene structure predictions generated by the *ab initio* gene finders AUGUSTUS (33) and GeneMark.HMM (34), genes functionally supported by cDNA alignments as predicted by the GeneSeqer+MetWAMer system (35), as well as similarity data alignments generated by GenomeThreader [protein alignments (36)] and GeneSeqer [cDNA alignments (37)]. Elements in this panel of gene finders were selected largely based on their abilities to be retrained in a species-specific manner, enabling the generation of maize-specific parameter sets. It is anticipated that a more diverse collection of gene prediction software will be integrated into the pipeline over time. Once the maize genome has been computationally annotated using both *de novo* and comparative methods, instances of genes where cDNA and/or mRNA evidence are not congruent with the computationally derived annotation will be identified.

To facilitate community-driven maize genome annotation, the MaizeGDB and PlantGDB groups are working together. A brief overview of the annotation process is as follows. The gene models made available on MaizeSequence.org (6) and those derived from the EVM pipeline (described above) are evaluated for congruency with the most recent available data (EST and cDNA evidence that align to the gene). Next, a list of gene models that should be manually annotated is created using the xGDB GAEVAL (Gene Annotation EVALuation) system at PlantGDB (14) and made available to the community. Annotation project personnel contact researchers who may be working on particular genes in the list; the researcher annotates the gene directly using yrGATE, the xGDB genome annotation tool (38); and that annotation becomes available at both PlantGDB [via the maize xGDB browser called ZmGDB (39)] and MaizeGDB, pending approval by project personnel. Annotation project personnel will (i) conduct training in the use of yrGATE; (ii) alert members of the maize community to the need for curation of incongruent gene models that are of interest to them; (iii) encourage researchers to do the annotations (though this may seem minor, it is anticipated that this will require the majority of time and effort); and (iv) report the success of the project at conferences. The yrGATE training sessions will be conducted at the Annual Maize Genetics Conference and via three or more site visits per year to locations where many maize researchers are located.

It is anticipated that researchers may wish to annotate genes based upon: (i) genomic location; (ii) gene family membership; and (iii) involvement in particular biochemical pathways. To aid in identifying researchers and students who may wish to be involved in the genome annotation project, a query will be sent out to all maize cooperators asking for the contact information for at least one person per research group who will serve to annotate on behalf of the lab. Along with contact information, respondents will be asked for a list of locations/gene families/pathways of interest to the research group. Again, this effort in maize will benefit from the many resources now available for other model organisms and pan-species studies, e.g. <http://www.kegg.com/>, <http://www.biocyc.org/>, <http://www.ebi.ac.uk/Tools/InterProScan/>.

As outlined above, the MaizeGDB Team has chosen GBrowse to serve as the basis for the MaizeGDB Genome Browser. This is very helpful for working with PlantGDB's xGDB and yrGATE systems given that GBrowse supports Distributed Annotation System (DAS; <http://www.biodas.org/>) for data transfer and ZmGDB has DAS capabilities. PlantGDB's ZmGDB resource will serve annotations as a 'Community Annotation Track' to the MaizeGDB Genome Browser via DAS, so researchers' annotations will be available in real time. In addition, Ensembl (the genome browser software underlying MaizeSequence.org and

Gramene) also supports DAS for sharing annotation data, which will make the generated gene models readily available for various plant database sites to pick up freely.

As with all other data generated by PlantGDB and MaizeGDB, all annotation efforts will be immediately and comprehensively available to the community, via web browsers, via DAS and by download. For example, two of the authors (M.E.S. and V.P.B.) recently identified 1665 non-redundant full-length maize genes on 1463 unique BACs that are highly conserved with Sorghum proteins (36), and which are served via DAS at http://sunx4600uno.gdcb.iastate.edu:9002/das/Zm_to_Sb with ProServer software (40). These data are proffered to the maize community as a high-quality gene set for use in training and assessing gene finding software tools, which can be accessed online at <http://www.plantgdb.org/ZmGDB/DisplayZmToSb.php>.

Outreach

Outreach continues to be an area of ongoing action at MaizeGDB. Since March 2007, tutorials have been taught at the University of Florida (Gainesville), the University of California (Berkeley), Stanford University (California), the USDA-ARS Plant Gene Expression Center (Albany, CA) and Iowa State University (Ames). In addition, MaizeGDB Team members are available for people to call or email with questions. Responding to feedback is a high priority, and the MaizeGDB team strives to be responsive to the suggestions and comments of maize research community members. In addition to live tutorials, online movie tutorials are also available with more currently in the making. These short movies demonstrate a specific topic of interest and are available online alongside other outreach materials at <http://www.maizegdb.org/tutorial>.

Acknowledgements

We thank the MGSC and MaizeSequence.org groups (especially Shiran Pasternak and Doreen Ware) for sharing the maize genome sequence data and their analyzed data sets with us and with the community prior to publication. We also thank the MaizeGDB Working Group (E. Buckler, K. Cone, M. Freeling, O. Hoekenga, A. Lamblin, K. McGinnis, L. Mueller, P. Schnable, M. Pop, T. Slezak, A. Sylvester, D. Ware, M. Sachs and V. Brendel) as well as the broad maize research community for their help and guidance. We also thank G. Davis, M. McMullen and E. Coe for advice on mappings.

Funding

U.S. Department of Agriculture-Agricultural Research Service; National Science Foundation (grant numbers DBI 0743804 and 0606909). Funding for open access

charge: U.S. Department of Agriculture-Agricultural Research Service.

Conflict of interest. None declared.

References

- Lawrence,C.J., Dong,Q., Polacco,M.L. et al. (2004) MaizeGDB, the community database for maize genetics and genomics. *Nucleic Acids Res.*, **32**, D393–D397.
- Lawrence,C.J., Schaeffer,M.L., Seigfried,T.E. et al. (2007) MaizeGDB's new data types, resources and activities. *Nucleic Acids Res.*, **35**, D895–D900.
- Lawrence,C.J., Harper,L.C., Schaeffer,M.L. et al. (2008) MaizeGDB: the maize model organism database for basic, translational, and applied research. *Int. J. Plant Genomics*, **2008**, 496957.
- Maize Genetics Executive Committee. (2008) Allerton Report. *Maize Genetics Cooperation Newsletter*, **82**, 111–118.
- Buckler,E.S., Gaut,B.S. and McMullen,M.D. (2006) Molecular and functional diversity of maize. *Curr. Opin. Plant Biol.*, **9**, 172–176.
- Schnable,P.S., Ware,D., Fulton,R.S., et al. (2009) The B73 maize genome: complexity, diversity and dynamics. *Science*, **326**, 1112–1115.
- Stein,L.D., Mungall,C., Shu,S. et al. (2002) The generic genome browser: a building block for a model organism system database. *Genome Res.*, **12**, 1599–1610.
- Hubbard,T.J., Aken,B.L., Ayling,S. et al. (2009) Ensembl 2009. *Nucleic Acids Res.*, **37**, D690–D697.
- Pan,X., Stein,L. and Brendel,V. (2005) SynBrowse: a synteny browser for comparative sequence analysis. *Bioinformatics*, **21**, 3461–3468.
- Faga,B. (2007) Installing and configuring CMap. In: *Curr. Protoc. Bioinformatics*, Chapter 9, Unit 9.8.
- Swarbreck,D., Wilks,C., Lamesch,P. et al. (2008) The *Arabidopsis* Information Resource (TAIR): gene structure and function annotation. *Nucleic Acids Res.*, **36**, D1009–D1014.
- Tweedie,S., Ashburner,M., Falls,K. et al. (2009) FlyBase: enhancing *Drosophila* gene ontology annotations. *Nucleic Acids Res.*, **37**, D555–D559.
- Wei,F., Coe,E., Nelson,W. et al. Physical and genetic structure of the maize genome reflects its complex evolutionary history. *PLoS Genetics*, **3**, e123PMID: 17658954.
- Duvick,J., Fu,A., Muppirala,U. et al. (2008) PlantGDB: a resource for comparative plant genomics. *Nucleic Acids Res.*, **36**, D959–D965.
- McCarty,D.g., Settles,A.M., Suzuki,M. et al. (2005) Steady-state transposon mutagenesis in inbred maize. *The Plant J*, **44**, 52–61.
- Fu,Y., Emrich,S.J., Guo,L. et al. (2005) Quality assessment of maize assembled genomic islands (MAGIs) and large-scale experimental verification of predicted genes. *Proc. Natl Acad. Sci. USA*, **102**, 12282–12287.
- Benson,D.A., Karsch-Mizrachi,I., Lipman,D.J. et al. (2008) GenBank. *Nucleic Acids Res.*, **36**, D25–D30.
- Wei,F., Zhang,J., Zhou,S. et al. (2009) The Physical and Genetic Framework of the Maize B73 Genome. *PLoS Genetics*, **5**, e1000715.
- Gardiner,J.M., Coe,E.H., Melia-Hancock,S. et al. (1993) Development of a core RFLP map in maize using an immortalized F₂ population. *Genetics*, **134**, 917–930.
- Altschul,S.F., Madden,T.L., Schäffer,A.A. et al. (1997) Gapped BLAST and PSI-BLAST: a new generation of protein database search programs. *Nucleic Acids Res.*, **25**, 3389–33402.
- Andorf,C.M., Lawrence,C.J., Harper,L.C. et al. (2009) The Locus Lookup Tool at MaizeGDB: Identification of Genomic Regions in Maize by Integrating Sequence Information with Physical and Genetic Maps. *Genetics*, in press.
- McMullen,M.D., Kresovich,S., Villeda,H.S. et al. (2009) Genetic properties of the maize nested association mapping population. *Science*, **325**, 737–740.
- Gardiner,J., Schroeder,S., Polacco,M.L. et al. (2004) Anchoring 9,371 maize expressed sequence tagged unigenes to the bacterial artificial chromosome contig map by two-dimensional overgo hybridization. *Plant Physiol.*, **134**, 1317–1326.
- Stich,B., Möhring,J., Piepho,H.P. et al. (2008) Comparison of mixed-model approaches for association mapping. *Genetics*, **178**, 1745–1754.
- Liu,K., Goodman,M.M., Muse,S. et al. (2003) Genetic structure and diversity among maize inbred lines as inferred from DNA microsatellites. *Genetics*, **165**, 2117–2128.
- Canaran,P., Buckler,E.S., Glaubitz,J.C. et al. (2008) Panzea: an update on new content and features. *Nucleic Acids Res.*, **36**, D1041–D1043.
- Scholl,R., Sachs,M. and Ware,D. (2003) Maintaining collections of mutants for plant functional genomics. In: Grotewold,E. (ed). *Plant Functional Genomics*, Totowa, NJ, 236, Vol. 236, pp. 311–326.
- Till,B., Reynolds,S., Weil,C. et al. (2004) Discovery of induced point mutations in maize genes by TILLING. *BMC Plant Biol.*, **4**, 12.
- Coe,E. (2008) Genetic maps 2007. *Maize Genet. Coop. News Lett.*, **82**, 87–102.
- Schaeffer,M., Gerau,M., Sanchez-Villeda,H. (2007) Population Explosion In The IBM Neighborhood - FPC And New Genetic Maps. In Plant & Animal Genomes XV Conference 2007, W250. http://www.intl-pag.org/pag/15/abstracts/PAG15_W38_250.html (last accessed date 9 November 2009).
- Haas,B., Salzberg,S., Zhu,W. et al. (2008) Automated eukaryotic gene structure annotation using EVIDENCEModeler and the Program to Assemble Spliced Alignments. *Genome Biol.*, **9**, R7.
- Allen,J. and Salzberg,S. (2005) JIGSAW: integration of multiple sources of evidence for gene prediction. *Bioinformatics*, **21**, 3596–3603.
- Stanke,M., Diekhans,M., Baertsch,R. et al. (2008) Using native and syntentically mapped dDNA alignments to improve de novo gene finding. *Bioinformatics*, **24**, 637–644.
- Lomsadze,A., Ter-Hovhannisyanyan,V., Chernoff,Y. et al. (2005) Gene identification in novel eukaryotic genomes by self-training algorithm. *Nucleic Acids Res.*, **33**, 6494–6506.
- Sparks,M.E. and Brendel,V. (2008) MetWAMer: eukaryotic translation initiation site prediction. *BMC Bioinformatics*, **9**, 381.
- Sparks,M.E. and Brendel,V. (2005) Incorporation of splice site probability models for non-canonical introns improves gene structure prediction in plants. *Bioinformatics*, **21**, iii20–iii30.
- Gremme,G., Brendel,V., Sparks,M.E. et al. (2005) Engineering a software tool for gene structure prediction in higher organisms. *Inf. Softw. Tech.*, **47**, 965–978.
- Wilkerson,M.D., Schlueter,S.D. and Brendel,V. (2006) yrGATE: a web-based gene-structure annotation tool for the identification and dissemination of eukaryotic genes. *Genome Biol.*, **7**, R58.
- Schlueter,S.D., Wilkerson,M.D., Dong,Q. et al. (2006) xGDB: open-source computational infrastructure for the integrated evaluation and analysis of genome features. *Genome Biol.*, **7**, R111.
- Finn,R.D., Stalker,J.W., Jackson,D.K. et al. (2007) ProServer: a simple, extensible Perl DAS server. *Bioinformatics*, **23**, 1568–1570.