

2-24-2011

# High-pressure study of the phase transition in the itinerant ferromagnet CoS<sub>2</sub>

V. A. Sidorov

*Russian Academy of Sciences*

V. N. Krashnorussky

*Russian Academy of Sciences*

Alla E. Petrova

*Russian Academy of Sciences*

A. N. Utyuzh

*Russian Academy of Sciences*

W. M. Yuhasz

*Iowa State University*

Follow this and additional works at: [http://lib.dr.iastate.edu/ameslab\\_pubs](http://lib.dr.iastate.edu/ameslab_pubs)



Part of the [Condensed Matter Physics Commons](#), and the [Materials Science and Engineering Commons](#)

The complete bibliographic information for this item can be found at [http://lib.dr.iastate.edu/ameslab\\_pubs/52](http://lib.dr.iastate.edu/ameslab_pubs/52). For information on how to cite this item, please visit <http://lib.dr.iastate.edu/howtocite.html>.

This Article is brought to you for free and open access by the Ames Laboratory at Iowa State University Digital Repository. It has been accepted for inclusion in Ames Laboratory Publications by an authorized administrator of Iowa State University Digital Repository. For more information, please contact [digirep@iastate.edu](mailto:digirep@iastate.edu).

---

# High-pressure study of the phase transition in the itinerant ferromagnet CoS<sub>2</sub>

## Abstract

Electrical resistivity and magnetic susceptibility measurements of the itinerant ferromagnet CoS<sub>2</sub> at high pressures reveal that its magnetic ordering temperature is tuned to zero at a critical pressure 4.8 GPa, indicating the existence of a quantum-phase transition. The ambient pressure continuous magnetic-phase transition in CoS<sub>2</sub> becomes first order on a very slight pressure increase, with a tricritical point probably located almost at ambient pressure. No deviations from Fermi-liquid behavior were found in the vicinity of the quantum-phase transition in CoS<sub>2</sub>, implying its strong first-order nature.

## Disciplines

Condensed Matter Physics | Materials Science and Engineering

## Comments

This article is from *Physical Review B* 83 (2011): 060412(R), doi:[10.1103/PhysRevB.83.060412](https://doi.org/10.1103/PhysRevB.83.060412).

## Authors

V. A. Sidorov, V. N. Krashnorussky, Alla E. Petrova, A. N. Utyuzh, W. M. Yuhasz, Thomas A. Lograsso, J. D. Thompson, and Sergei M. Stishov

## High-pressure study of the phase transition in the itinerant ferromagnet CoS<sub>2</sub>

V. A. Sidorov,<sup>1,2,3</sup> V. N. Krasnorussky,<sup>1</sup> A. E. Petrova,<sup>1</sup> A. N. Utyuzh,<sup>1</sup> W. M. Yuhasz,<sup>4</sup> T. A. Lograsso,<sup>4</sup> J. D. Thompson,<sup>2</sup> and S. M. Stishov<sup>1,\*</sup>

<sup>1</sup>*Institute for High Pressure Physics of Russian Academy of Sciences, RU-142190 Troitsk, Moscow Region, Russia*

<sup>2</sup>*Los Alamos National Laboratory, Los Alamos, New Mexico 87545, USA*

<sup>3</sup>*Moscow Institute of Physics and Technology, RU-141700 Dolgoprudny, Moscow Region, Russia*

<sup>4</sup>*Ames Laboratory, Iowa State University, Ames, Iowa 50011, USA*

(Received 30 November 2010; revised manuscript received 12 January 2011; published 24 February 2011)

Electrical resistivity and magnetic susceptibility measurements of the itinerant ferromagnet CoS<sub>2</sub> at high pressures reveal that its magnetic ordering temperature is tuned to zero at a critical pressure 4.8 GPa, indicating the existence of a quantum-phase transition. The ambient pressure continuous magnetic-phase transition in CoS<sub>2</sub> becomes first order on a very slight pressure increase, with a tricritical point probably located almost at ambient pressure. No deviations from Fermi-liquid behavior were found in the vicinity of the quantum-phase transition in CoS<sub>2</sub>, implying its strong first-order nature.

DOI: [10.1103/PhysRevB.83.060412](https://doi.org/10.1103/PhysRevB.83.060412)

PACS number(s): 64.60.Kw, 64.70.Tg, 75.30.Kz

Cobalt disulphide, CoS<sub>2</sub>, a metallic compound with the cubic pyrite-type crystal structure,<sup>1</sup> experiences a phase transition to a ferromagnetic state at  $T_c \sim 122$  K.<sup>2</sup> The magnetic moment per Co atom at low temperature is found to be equal to  $0.84 \mu_B$ . The magnetic susceptibility of CoS<sub>2</sub> cannot be fitted with a Curie-Weiss law at  $T > T_c$  in a broad range of temperature; however, a satisfactory fitting can be achieved at  $T > 350$  K and yields an effective magnetic moment  $\mu_{\text{eff}} = 1.76 \mu_B/\text{Co}$ .<sup>3</sup> This situation indicates the itinerant nature of magnetism in CoS<sub>2</sub> that is supported by studies of the electrical and magnetic properties of CoS<sub>2</sub>.<sup>2-6</sup> However CoS<sub>2</sub> occupies a special place among the other weak-itinerant magnets like ZrZn<sub>2</sub>, Ni<sub>3</sub>Al, MnSi, (Fe,Co)Si, etc. The point is that CoS<sub>2</sub> becomes a nearly half-metal at the ferromagnetic phase transition, when exchange splitting causes a significant decrease of the density of states at the Fermi level for minority spins, which influences its transport and thermodynamic properties.<sup>7,8</sup> That is why, contrary to normal behavior, the electrical resistivity of CoS<sub>2</sub> increases upon transitioning to the spin-ordered ferromagnetic state, forming a hump below the phase-transition point, and the volume anomaly at the phase transition turned out to be so evident.<sup>9</sup> Some remarkable features of the magnetic phase-transition in CoS<sub>2</sub> should be pointed out as well. The character of the phase transition in CoS<sub>2</sub> seemingly changes from continuous to first order on application of pressure or/and alloying CoS<sub>2</sub> with a small amount of Se.<sup>10,11</sup> The phase-transition temperature decreases with pressure and supposedly tends to zero at  $\sim 6$  GPa, beyond which non-Fermi-liquid behavior of resistivity is claimed in the paramagnetic phase.<sup>12</sup>

The aim of this Rapid Communication is twofold. The first goal is to resolve the controversial issue about the existence of a tricritical point on the phase-transition line of CoS<sub>2</sub> by performing experiments in a hydrostatic helium-pressure environment for pressures less than 1 GPa. Second, we use a toroid-type quasi-hydrostatic cell to obtain additional information on the behavior of electrical resistivity and the phase-transition line in CoS<sub>2</sub> at low temperature and high pressure as it approaches a quantum regime. From these experiments, we find that a tricritical point does exist on the

phase-transition line, probably close to ambient pressure and further that a strongly first-order quantum-phase transition from the ferromagnetic to the paramagnetic states in CoS<sub>2</sub> is located at 4.79 GPa. In contrast to an earlier report,<sup>12</sup> there is no deviation from Fermi-liquid behavior in CoS<sub>2</sub> at high pressures.

Single crystals of CoS<sub>2</sub> were grown from appropriate amounts of CoS<sub>2</sub> powder (99.5%) and ultradry CoBr<sub>2</sub>-10 mesh beads (99.99%), according to the chemical-vapor-transport procedure used by Wang *et al.*<sup>13</sup> The crystals that resulted following the two-week growth run had dimensions of 1 mm or less. The crystals have a cubic pyrite-type structure with a lattice parameter  $a = 5.5362 \pm 0.0002$  Å. One measure of the quality of the crystals is their high residual resistivity ratio  $\text{RRR} = \rho_{297\text{K}}/\rho_{2\text{K}} = 285$ , which is the highest reported so far for CoS<sub>2</sub>.<sup>12,13</sup> Additional characteristics of these CoS<sub>2</sub> crystals are given in Fig. 1, where the ambient pressure resistivity, dc magnetic susceptibility, and thermal expansion of CoS<sub>2</sub> are plotted in the vicinity of its magnetic phase transition. Corresponding measurement techniques are described below. As seen in Fig. 1, the nature of the phase transition from these data is somewhat contrary. The temperature dependence of the resistivity agrees with the view of a continuous phase transition in CoS<sub>2</sub>; whereas, the thermal expansion (and possibly susceptibility) data could be interpreted in favor of an impurity-smearred first-order phase transition. However, the intrinsic nature of the thermal expansion anomaly at  $T_c$  is obscured by a steep growth in thermal expansion below and above  $T_c$ . With this background thermal expansion subtracted, depicted in Fig. 1(d), the expansion anomaly near  $T_c$  looks like the resistivity and probably confirms the continuous nature of the phase transition in CoS<sub>2</sub> at ambient pressure.

Standard four-terminal dc and ac techniques, with welded Pt-wire contacts, were used to measure the resistivity. The dc magnetic susceptibility at ambient pressure was measured with a quantum design SQUID magnetometer. Measurements of the ac susceptibility were carried out with a three- and two-coil setup making use of standard modulation techniques. The thermal expansion experiment at ambient pressure was performed with a homemade capacitance dilatometer in which

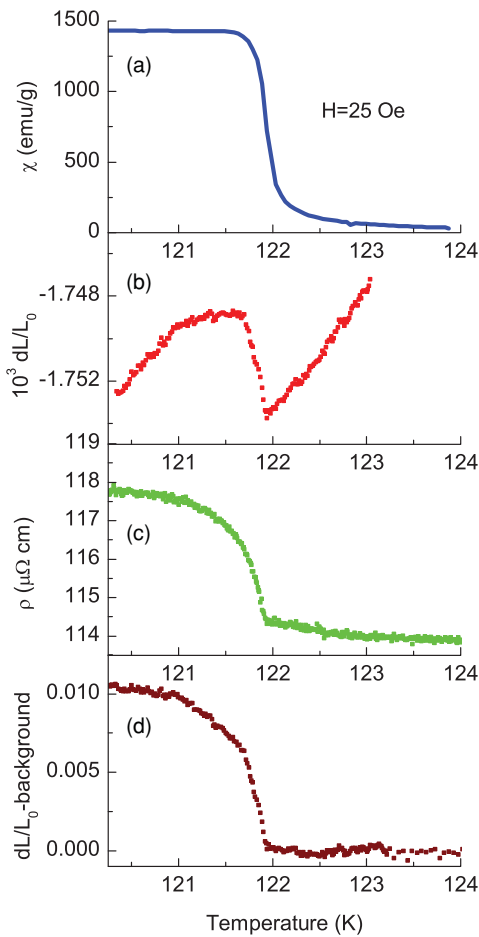


FIG. 1. (Color online) Various properties of  $\text{CoS}_2$  at ambient pressure: (a) dc magnetic susceptibility, (b) thermal expansion, and (c) resistivity of  $\text{CoS}_2$  in the vicinity of the magnetic-phase transition. (d) The thermal expansion of  $\text{CoS}_2$  with background contribution subtracted. The background was taken as a linear approximation of the thermal expansion in the paramagnetic phase.

temperature was measured by a calibrated Cernox sensor. Accuracy of the Cernox sensor in the temperature range under study was about 0.02 K.

High-pressure measurements were performed with two kinds of high-pressure apparatus. A helium-gas apparatus was used in the pressure range 0–1 GPa and, therefore, provided ideal hydrostatic compression of the sample. The helium pressure was measured with a calibrated manganin gauge. Pressures up to 6 GPa were generated in a miniature clamped toroid-type anvil pressure cell. Pressure was estimated from a variation of the superconducting transition temperature of Pb.<sup>14</sup> A glycerol/water (3 : 2 by volume) mixture was used as a pressure medium. This mixture was found to be liquid at pressures up to 5.3 GPa at room temperature and passed through a glass transition near 180 K at ambient pressure. Both pressure systems have been described briefly in Refs. 15 and 16.

The experimental results are displayed in Figs. 2 and 3. Resistivity data in the ranges of 0–6 GPa and 1.5–200 K are shown in Figs. 2(a) and 3(a). As is seen, resistivity isobars of  $\text{CoS}_2$  reveal a distinct anomaly at the phase transition, with the amplitude and sharpness of the anomaly increasing with

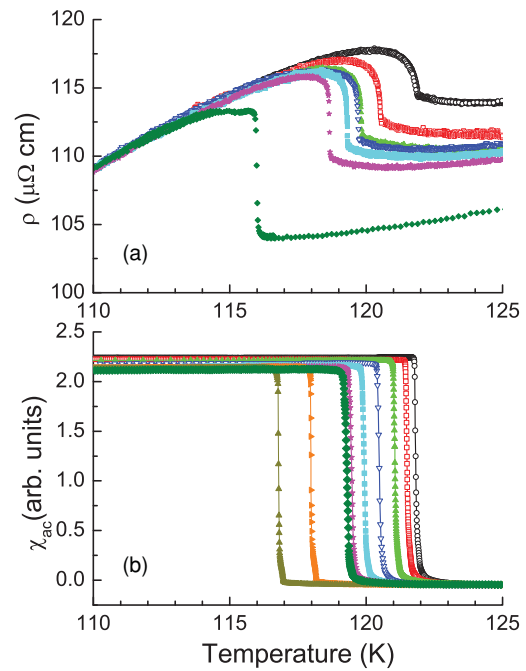


FIG. 2. (Color online) Temperature dependences of resistivity (a) and ac magnetic susceptibility (b) of  $\text{CoS}_2$  measured in a helium-gas pressure cell. (a) Pressure from highest to lowest paramagnetic resistivity: 0, 0.19, 0.31, 0.34, 0.42, 0.53, and 0.99 GPa. (b) Pressure from right to left: 0, 0.06, 0.11, 0.2, 0.3, 0.37, 0.45, 0.67, and 0.86 GPa.

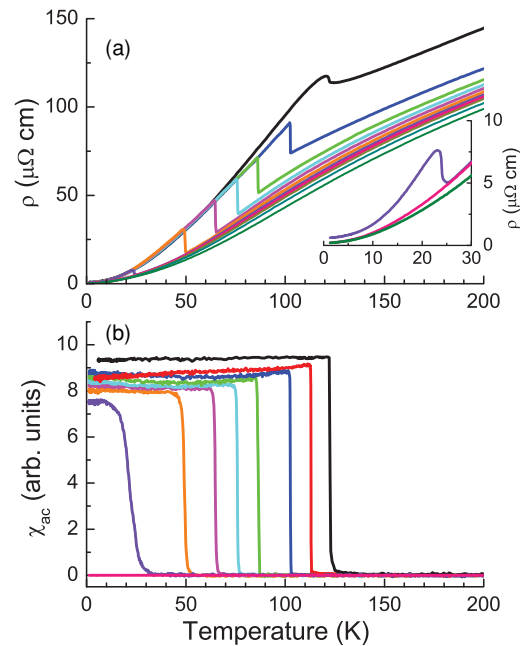


FIG. 3. (Color online) Temperature dependences of (a) resistivity and (b) ac magnetic susceptibility of  $\text{CoS}_2$  measured in a toroid-type pressure cell. (a) Pressures from highest to lowest paramagnetic resistivity: 0, 2.34, 3.39, 3.88, 4.24, 4.54, 4.78, 4.92, 5.11, 5.49, and 5.85 GPa. (b) Pressures from right to left: 0, 1.22, 2.34, 3.39, 3.88, 4.24, 4.54, 4.78, and 4.92 GPa. The insert of (a) shows the low temperature resistivity at 4.78, 4.92, and 5.85 GPa. The susceptibility curve at 4.78 GPa appears spread out due to the special trajectory of the measurement that goes along the almost vertical phase boundary.

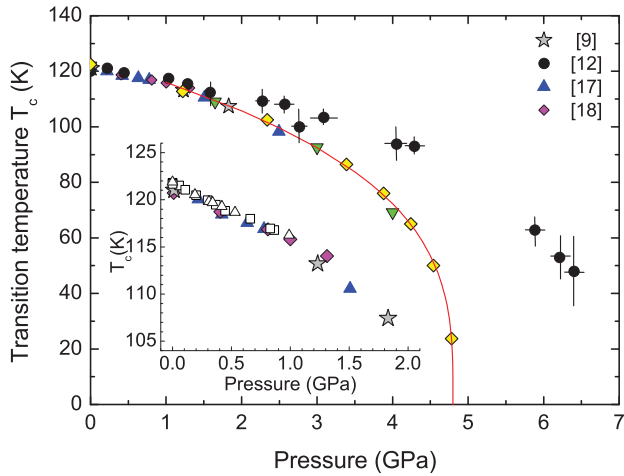


FIG. 4. (Color online) The magnetic  $P$ - $T$  diagram of  $\text{CoS}_2$ . Data obtained with the toroid-type anvil pressure cell are labeled as inverted green triangles and yellow diamonds. Data obtained with the helium gas apparatus are labeled as open squares (susceptibility) and open triangles (resistivity). Other symbols correspond to results published by others (Refs. 9, 12, 17, and 18).

pressure. Figures 2(b) and 3(b) illustrate the temperature and pressure dependences of the ac magnetic susceptibility of  $\text{CoS}_2$  in the vicinity of its phase transition. Sharp discontinuities of ac magnetic susceptibility identify the phase-transition points. Note that the amplitude of the discontinuity only slightly depends on pressure.

On the basis of these resistivity and susceptibility measurements we are able to draw the phase-transition line shown in Fig. 4 and compare it with available literature data. Our low-pressure data agree nicely with early results,<sup>9,17,18</sup> but the striking disagreement with high-pressure data of Barakat *et al.*<sup>12</sup> probably can be understood as a result of pressure inhomogeneity generated by the steatite pressure medium used for those measurements and difficulties with a precise determination of the transition point, as mentioned by these authors.

It is clearly seen in Fig. 4 that the transition line crosses the pressure axis at  $\sim 4.8$  GPa, therefore indicating the existence of quantum phase transition in the ferromagnet  $\text{CoS}_2$ . However, one must distinguish between quantum and quantum-critical transitions. In the latter case, a phase transition is continuous (second order) and quantum fluctuations of an order parameter are expected to produce a vast area of abnormal behavior of thermodynamic and transport properties. In particular, a non-Fermi liquid temperature variation in resistivity is expected in the quantum-critical regime, which is claimed in Ref. 12. Fitting the temperature dependence of resistivity  $\rho(T)$  at different pressures in the range 1.3–6 K by the function  $\rho(T) = \rho_0 + AT^n$  yields pressure dependences of the parameters  $\rho_0$ ,  $A$ , and  $n$  that are depicted in Fig. 5. The residual resistivity  $\rho_0$  jumps discontinuously from  $0.6 \mu\Omega \text{ cm}$  just below the critical pressure  $P_c = 4.79$  GPa to  $0.2 \mu\Omega \text{ cm}$  just above  $P_c$ , where the residual resistivity ratio (RRR) reaches a value of 700, pointing to the very good crystal quality and to the high degree of pressure homogeneity. The parameter  $A$  exhibits no essential anomaly at 4.79 GPa, which implies the absence of a divergence in the effective mass of

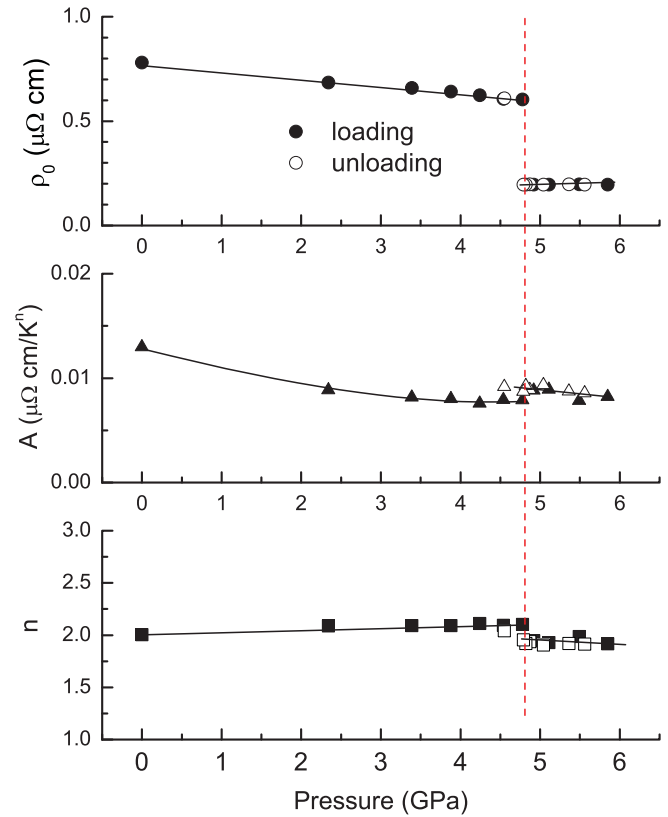


FIG. 5. (Color online) Pressure dependences of the parameters  $\rho_0$ ,  $A$ , and  $n$  obtained from fits of resistivity ( $1 < T < 6$  K) to the form  $\rho(T) = \rho_0 + AT^n$ .

charge carriers at the quantum-phase transition in  $\text{CoS}_2$ . The temperature exponent  $n$  does not show any notable deviation from the Fermi-liquid value  $n = 2$  in the entire pressure range 0–6 GPa, including the critical pressure  $P_c = 4.79$  GPa. These data are again different from that of Ref. 12, probably for the reasons indicated above

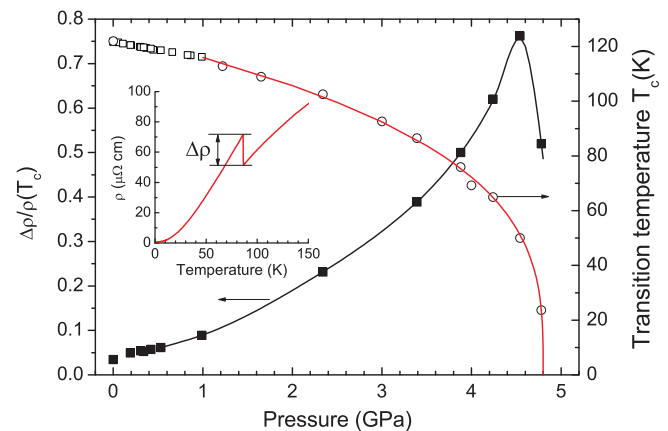


FIG. 6. (Color online) Pressure dependence of the relative change of resistivity at the phase transition  $\Delta\rho/\rho(T_c)$  (see inset). The maximum in  $\Delta\rho/\rho$  at  $\sim 4.5$  GPa should be ascribed to “freezing” of classical fluctuations, leading to the general resistivity drop. Transition temperatures measured in both the helium gas pressure cell (open squares) and in the toroid-type cell (open circles) are shown. The red curve through  $T_c(P)$  data is a guide for the eyes.

Our results obviously are a signature for the strongly first-order nature of the quantum-phase transition in CoS<sub>2</sub>. If the phase transition in CoS<sub>2</sub> at ambient pressure is identified as second order, a tricritical point should exist somewhere on the phase-transition line as claimed in the literature.<sup>17,19,20</sup> However, exact coordinates of the tricritical point in CoS<sub>2</sub> have not been established with precision. Some information can be gained from Fig. 6, where the dependence of the relative resistivity change at the phase transition is shown as a function of pressure. We see that the ratio  $\Delta\rho/\rho(T_c)$  grows continuously and almost exponentially with pressure at least to 4.5 GPa, but there is no indication for a tricritical behavior at high pressure. From an inspection of Figs. 3, 4, and 6, we conclude that the ambient pressure continuous (second-order) magnetic transition in CoS<sub>2</sub> becomes first order with a very slight increase of pressure and then remains first order at pressures to  $P_c$ . We note again that the resistivity anomaly at the phase transition becomes progressively sharper with increasing pressure. These observations probably locate the tricritical point almost at ambient pressure, consistent with conclusions in Ref. 20.

In conclusion, measurements of the electrical resistivity and magnetic susceptibility of the itinerant ferromagnet CoS<sub>2</sub> at pressure up to 6 GPa indicate an almost immediate evolution of the magnetic-phase transition in CoS<sub>2</sub> from continuous to

first order with a slight pressure increase, and, hence, with a tricritical point located close to ambient pressure. The strongly first-order quantum-phase transition from ferromagnetic to the paramagnetic states occurs at 4.79 GPa. As a consequence of the first-order nature of the phase transition, no deviations from Fermi-liquid behavior were detected. Both the strong sensitivity of the character of the phase transition in CoS<sub>2</sub> to pressure and the peculiar behavior of resistivity of CoS<sub>2</sub> at the phase transition should find explanations in spin-dependent band structure effects.

A.E.P. and S.M.S. thank Sergey L. Bud'ko for help with dc magnetic measurements. This work was supported by the Russian Foundation for Basic Research (Grant No. 09-02-00336), Program of the Physics Department of Russian Academy of Sciences (RAS) on Strongly Correlated Electron Systems and Program of the Presidium of RAS on Strongly Compressed Matter. Work at Los Alamos National Laboratory was performed under the auspices of the US Department of Energy, Office of Basic Energy Sciences, Division of Materials Sciences and Engineering. W.M.Y. and T.A.L. wish to acknowledge research performed at Ames Laboratory. Ames Laboratory is operated for the US Department of Energy by Iowa State University under Contract No. DE-AC02-07CH11358.

\*sergei@hppi.troitsk.ru

<sup>1</sup>N. Elliot, *J. Chem. Phys.* **33**, 903 (1960).

<sup>2</sup>H. S. Jarrett, W. H. Cloud, R. J. Bouchard, S. R. Butler, C. G. Frederick, and J. L. Gillson, *Phys. Rev. Lett.* **21**, 617 (1968).

<sup>3</sup>K. Adachi, K. Sato, and M. Takeda, *J. Phys. Soc. Jpn.* **26**, 631 (1969).

<sup>4</sup>S. Ogawa, S. Waki, and T. Teranishi, *Int. J. Magn.* **5**, 349 (1974).

<sup>5</sup>K. Adachi and K. Ohkohchi, *J. Phys. Soc. Jpn.* **49**, 154 (1980).

<sup>6</sup>H. Hiraki, Y. Endoh, and K. Yamada, *J. Phys. Soc. Jpn.* **66**, 818 (1997).

<sup>7</sup>I. I. Mazin, *Appl. Phys. Lett.* **77**, 3000 (2000).

<sup>8</sup>C. Leighton, M. Manno, A. Cady, J. W. Freeland, L. Wang, K. Umemoto, R. M. Wentzcovitch, T. Y. Chen, C. L. Chien, P. L. Kuhns, M. J. R. Hoch, A. P. Reyes, W. G. Moulton, E. D. Dahlberg, J. Checkelsky, and J. Eckert, *J. Phys. Condens. Matter* **19**, 315219 (2007).

<sup>9</sup>S. Yomo, *J. Phys. Soc. Jpn.* **47**, 1486 (1979).

<sup>10</sup>H. Hiraka and Y. Endoh, *J. Phys. Soc. Jpn.* **65**, 3740 (1996).

<sup>11</sup>T. J. Sato, J. W. Lynn, Y. S. Hor, and S. W. Cheong, *Phys. Rev. B* **68**, 214411 (2003).

<sup>12</sup>S. Barakat, D. Braithwaite, P. Alireza, K. Grube, M. Uhlarz, J. Wilson, C. Pfeleiderer, J. Flouquet, and G. Lonzarich, *Physica B* **359-361**, 1216 (2005).

<sup>13</sup>L. Wang, T. Y. Chen, C. L. Chien, and C. Leighton, *Appl. Phys. Lett.* **88**, 232509 (2006).

<sup>14</sup>A. Eiling and J. S. Schilling, *J. Phys. F* **11**, 623 (1981).

<sup>15</sup>A. E. Petrova, V. A. Sidorov, and S. M. Stishov, *Physica B* **359-361**, 1463 (2005).

<sup>16</sup>S. M. Stishov and A. E. Petrova, *J. Phys. Soc. Jpn.* **76**, Suppl. A, 212 (2007).

<sup>17</sup>T. Goto, Y. Shindo, H. Takahashi, and S. Ogawa, *Phys. Rev. B* **56**, 14019 (1997).

<sup>18</sup>N. V. Mushnikov, T. Goto, A. V. Andreev, and S. M. Zadvorkin, *Philos. Mag. B* **80**, 81 (2000).

<sup>19</sup>T. Goto, K. Fukamichi, and H. Yamada, *Physica B* **300**, 167 (2001).

<sup>20</sup>M. Otero-Leal, F. Rivadulla, M. García-Hernández, A. Piñeiro, V. Pardo, D. Baldomir, and J. Rivas, *Phys. Rev. B* **78**, 180415(R) (2008).