

10-1980

Selective reduction via enolate protection

George A. Kraus

Iowa State University, gakraus@iastate.edu

Kevin Frazier

Iowa State University

Follow this and additional works at: http://lib.dr.iastate.edu/chem_pubs

 Part of the [Inorganic Chemistry Commons](#), [Organic Chemistry Commons](#), [Other Chemistry Commons](#), and the [Polymer Chemistry Commons](#)

The complete bibliographic information for this item can be found at http://lib.dr.iastate.edu/chem_pubs/790. For information on how to cite this item, please visit <http://lib.dr.iastate.edu/howtocite.html>.

This Article is brought to you for free and open access by the Chemistry at Iowa State University Digital Repository. It has been accepted for inclusion in Chemistry Publications by an authorized administrator of Iowa State University Digital Repository. For more information, please contact digirep@iastate.edu.

Selective reduction via enolate protection

Abstract

The use of enolate anions as protecting groups in order to effect the selective reduction of dicarbonyl compounds is studied.

Disciplines

Chemistry | Inorganic Chemistry | Organic Chemistry | Other Chemistry | Polymer Chemistry

Comments

Reprinted (adapted) with permission from *The Journal of Organic Chemistry*, 45(21); 4262-4263. Doi: [10.1021/jo01309a052](https://doi.org/10.1021/jo01309a052). Copyright 1980 American Chemical Society.

aqueous solutions of sodium fluoborate and the phosphonium halide. The phosphonium fluoborate which precipitates may be dried under vacuum and converted to the ylide in the usual way.⁹

(9) This work was supported by grants from the Sloan Foundation and the National Science Foundation (CHE 78-01769).

(10) Fellow of the Alfred P. Sloan Foundation (1978-1980).

C. Sreekumar, Kevin P. Darst, W. Clark Still*¹⁰

Department of Chemistry, Columbia University
New York, New York 10027

Received May 22, 1980

Selective Reduction via Enolate Protection

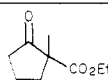
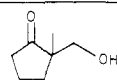
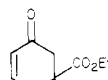
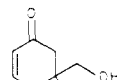
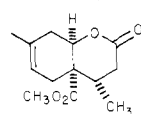
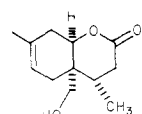
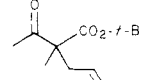
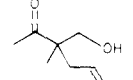
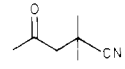
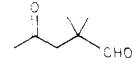
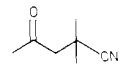

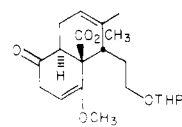
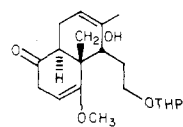
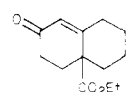
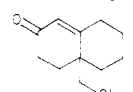
Summary: The use of enolate anions as protecting groups in order to effect the selective reduction of dicarbonyl compounds is studied.

Sir: Many procedures are available for the reduction of a ketone or aldehyde in the presence of an ester or lactone.¹ In order to achieve the complementary selectivity, a sequence involving protection, reduction, and deprotection must be employed. In addition to the obvious operational inconvenience, olefin isomerization and other acid-catalyzed rearrangements can occur during protection and deprotection. The concept of using selective enolate formation in combination with hydride reduction was first conceived by Barton² for the reduction of steroidal ketones. Both Schlessinger³ and Goldsmith⁴ have also used this method. However, aside from these interesting applications, no study of this reduction strategy has been reported. We now present an investigation of its scope and limitations.

Ketone deprotonation was effected with either lithium diisopropylamide or lithium 2,2,6,6-tetramethylpiperide. These reagents are nonnucleophilic and capable of completely deprotonating ketones at low temperatures. The reducing agents employed included lithium aluminum hydride, diisobutylaluminum hydride, and lithium triethylborohydride. A variety of substituted dicarbonyl compounds was used. The results are illustrated in Table I.

This method is advantageous for the unambiguous synthesis of certain aldols, as evidenced by entries 1 and 4. Hirano and co-workers⁵ have studied the acid-catalyzed aldol condensation between ketones and formaldehyde. Although the reaction of 2-methylcyclopentanone and formaldehyde affords a mixture of products, the major product is identical by NMR and IR with compound 1 prepared by our method. Reduction of the keto nitrile (entries 5 and 6) affords either a keto aldehyde or cyclic imine 2, depending on the choice of reducing agents. The yields in both cases were somewhat reduced due to the volatility of the products. Imine 2 was identical by NMR

Table I. Selective Reductions

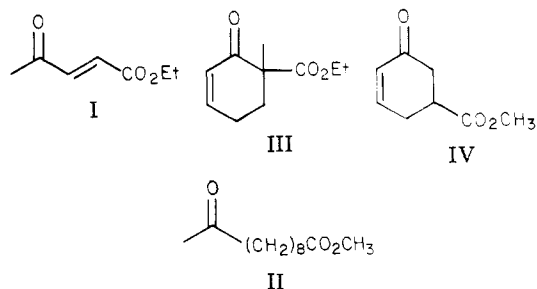
entry	reactant	reaction conditions	time, h	% yield	product ^a
1		A	1	76	 1
2		A	0.5	62	
3		A	0.5	65	
4		A	0.5	81	
5		B	2.0	46	
6		A	0.5	67	
7		C	8	95	
8		C	8	90	

^a All products exhibited satisfactory IR, ¹H NMR, ¹³C NMR and mass spectral data and analytical analyses. See footnote 8 for experimental procedure.

with the compound produced by reduction of 4,4-dimethyl-5-nitro-2-pentanone.⁶ The change in reaction conditions for entries 7 and 8 was necessitated by the extremely slow rate of reduction in tetrahydrofuran (incomplete after 48 h).

In contrast to the successful results in Table I, compounds I-IV failed to afford synthetically useful yields of the desired reduction products.

Thin-layer chromatography of the enolate solution⁷



before the addition of the hydride reagent indicated, in the cases that failed, that new products have already begun to form. Thus, the failure was due to enolate anion instability. Such instability could arise from intramolecular

(6) Sheiman, B. M.; Dymova, S. F.; Spiro, V. B.; Kustanovich, I. M.; Berezovski, V. M. *Khim. Geterotsikl. Soedin.* 1971, 7, 475.

(7) TLC of enolate solutions in reactions which were successful showed only starting material. Aliquots for TLC could be either first quenched and then chromatographed or simply chromatographed directly.

(1) House, H. O. "Modern Synthetic Reactions", 2nd ed.; W. A. Benjamin: Menlo Park, CA, 1972; Chapter 2.

(2) Barton, D. H. R.; Hesse, R. H.; Wilshire, C.; Pechet, M. M. *J. Chem. Soc., Perkin Trans. 1*, 1977, 1075.

(3) Kieczkowski, G. R.; Schlessinger, R. H. *J. Am. Chem. Soc.* 1978, 100, 1938.

(4) Goldsmith, D. J.; Lewis, A. J.; Still, W. C. *Tetrahedron Lett.* 1973, 4807.

(5) Hirano, F.; Wakabayashi, S. *Bull. Chem. Soc. Jpn.* 1975, 48, 2579.

cyclizations or anion exchange followed by polymerization. Efforts to circumvent this limitation by forming the magnesium enolate with (diisopropylamino)magnesium bromide or by deprotonation and reduction at -78°C were unsuccessful.

Acknowledgment. We thank the National Cancer Institute (Grant No. CA23663) for generous financial support.

(8) A: enolate formation with $i\text{-Pr}_2\text{NLi}$ in THF at -78°C ; LiAlH_4 added at -78°C and solution warmed slowly to -40°C ; quench by pouring into cold dilute HCl. B: enolate formation with $i\text{-Pr}_2\text{NLi}$ in THF at -78°C ; DIBAL added at -78°C and solution warmed slowly to -20°C ; quench by pouring into dilute acetic acid. C: enolate formation with $i\text{-Pr}_2\text{NLi}$ in benzene-hexane at -20°C ; DIBAL added at -20°C and solution warmed slowly to 0°C ; quench by stirring in two-phase system of cold acetic acid and chloroform.

George A. Kraus,* Kevin Frazier
Department of Chemistry
Iowa State University
Ames, Iowa 50011
Received May 22, 1980

Stereoselective Conjugate Addition of Lithium (Phenylthio)(trimethylstannyl)cuprate to α,β -Acetylenic Esters. Preparation of (*E*)- and (*Z*)-4-Lithio-1,3-pentadienes and Their Reaction with Electrophiles

Summary: Depending on experimental conditions, reaction of lithium (phenylthio)(trimethylstannyl)cuprate (1) with α,β -acetylenic esters 2-4 affords, highly stereoselectively, either the (*E*)- (5-7) or the (*Z*)- β -trimethylstannyl (8-10) α,β -unsaturated esters. Two of the latter substances (6 and 9) were transformed into the geometrically isomeric 4-lithio-1,3-pentadienes (16 and 20, respectively), which react smoothly with electrophiles to afford products of general structures 21 and 22.

Sir: Recently, we reported that lithium (phenylthio)(trimethylstannyl)cuprate [$\text{C}_6\text{H}_5\text{S}(\text{Me}_3\text{Sn})\text{CuLi}$, 1]¹ is an excellent reagent for transferring, in a conjugate sense, the trimethylstannyl group to α,β -unsaturated carbonyl systems.⁴ This reagent was shown to be particularly effective in converting β -iodo α,β -unsaturated ketones⁵ into the corresponding β -trimethylstannyl enones, which, in principle, can serve as convenient precursors of β -acylvinyl anion equivalents.⁶ We report herein (a) that the cuprate reagent 1 smoothly transfers one Me_3Sn group to α,β -acetylenic esters, (b) that the course of the reaction can be controlled experimentally so as to produce, *highly stereoselectively*, either the (*E*)- or the (*Z*)- β -trimethylstannyl α,β -unsaturated esters, and (c) that the products can be converted into functionalized 4-lithio-1,3-alkadienes, species which exhibit considerable promise as reagents in organic synthesis.

When ethyl 2-pentynoate (2) was allowed to react with 2.5 equiv of 1 at -100°C (THF, argon atmosphere) for 6 h and the resultant solution was treated with methanol,

(1) A dark red solution of this reagent is prepared simply by addition of 1 equiv of solid (phenylthio)copper² to a cold (-20°C) solution of (trimethylstannyl)lithium³ in THF.

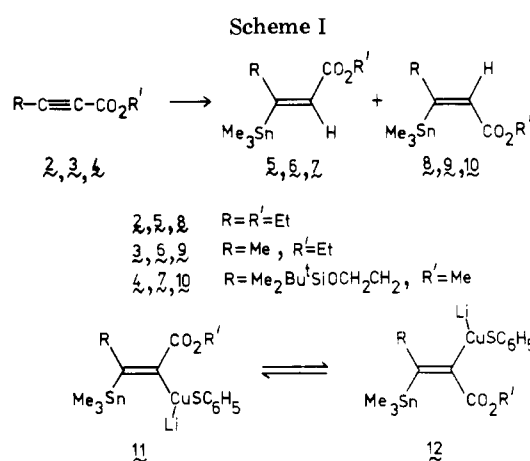
(2) Posner, G. H.; Brunelle, D. J.; Sinoway, L. *Synthesis* 1974, 662.

(3) Still, W. C. *J. Am. Chem. Soc.* 1977, 99, 4836.

(4) Piers, E.; Morton, H. E. *J. Chem. Soc., Chem. Commun.* 1978, 1033.

(5) Piers, E.; Nagakura, I. *Synth. Commun.* 1975, 5, 193.

(6) Piers, E.; Morton, H. E. *J. Org. Chem.* 1979, 44, 3437.



the two geometric isomers 5 and 8 were obtained (Scheme I) in a ratio of approximately 97:3 (81%).^{7,8} The reaction could be carried out in a shorter time and with an even higher stereoselectivity by adding a THF solution of 2 containing 1.7 equiv of methanol to a solution (THF) of 2.0 equiv of the cuprate reagent 1 (-100°C , 15 min; -78°C , 3 h).⁹ Under these conditions the conjugate addition product consisted of essentially pure *E* isomer 5 (79% yield, <1% 7). On the other hand, reaction of 2 with 1.2 equiv of 1 at -78°C for 15 min and at -48°C for 4 h, followed by protonation (methanol) and workup, afforded (76%) the two isomers 5 and 8 in a ratio of 2:98, respectively. In similar fashion, ethyl 2-butynoate (3) could be converted into either ethyl (*E*)-3-(trimethylstannyl)-2-butenolate (6) (78% yield, >99% stereoselectivity) or the corresponding *Z* isomer 9 (76% yield, 98% stereoselectivity), and methyl 5-(*tert*-butyldimethylsiloxy)-2-pentynoate (4)¹⁰ was transformed into either of the two isomers 7 (82% yield, 96% stereoselectivity) or 10 (81% yield, 96% stereoselectivity).¹¹

It is clear from the above results that the *E* isomers (5-7) are the products of kinetic control, while the *Z* isomers (8-10) are produced under thermodynamically controlled conditions. Apparently, at low temperatures (e.g., -100°C) the "kinetic" intermediate (cf. 11) is reasonably stable and isomerizes only very slowly. At somewhat higher temperatures (e.g., -78°C), isomerization of 11 into 12 does occur, but this transformation can be minimized by the presence of a proton source such as methanol (protonation of 11 faster than isomerization). If the reaction mixtures are allowed to warm to -48°C in the absence of methanol, equilibration (11 \rightleftharpoons 12) takes place, with the equilibrium largely favoring intermediate 12. Subsequent protonation results in the formation of the nearly pure *Z* isomers (8-10). These observations parallel to some extent those

(7) The product ratios reported herein were determined by gas-liquid chromatography, employing a column (1/8 in. \times 6 ft) packed with 3% OV-17 on Chromosorb W(HP) (80-100 mesh).

(8) All new compounds reported herein exhibited spectral data in full accord with assigned structures and gave satisfactory elemental analyses and/or high-resolution mass spectrometric measurements.

(9) If the reaction was allowed to proceed at -78°C (3 h) in the absence of methanol, subsequent protonation produced a considerable amount of the *Z* isomer (5/8 ratio of \sim 68:32).

(10) We are very grateful to Professor L. Weiler and Dr. P. E. Sum for a sample of the tetrahydropyranyl ether of methyl 5-hydroxypentynoate, which was readily transformed into compound 4.

(11) The ^1H NMR spectra of the conjugate addition products fully corroborated the stereochemical assignments. For example, the vinyl methyl group of the *E* isomer 6 (methyl group cis to the CO_2Et group) gives rise to a doublet ($J \approx 2$ Hz) at δ 2.34. The corresponding signal derived from the *Z* isomer 9 (Me and CO_2Et in a trans relationship) is found, as expected, at higher field (δ 2.12, d, $J \approx 2$ Hz). Analogous differences are found in the other pairs of addition products (5, 8 and 7, 10).