

11-12-2007

Don't double dip soybean

John E. Sawyer

Iowa State University, jsawyer@iastate.edu

Follow this and additional works at: <http://lib.dr.iastate.edu/cropnews>

 Part of the [Agricultural Science Commons](#), [Agriculture Commons](#), and the [Agronomy and Crop Sciences Commons](#)

Recommended Citation

Sawyer, John E., "Don't double dip soybean" (2007). *Integrated Crop Management News*. 986.
<http://lib.dr.iastate.edu/cropnews/986>

The Iowa State University Digital Repository provides access to Integrated Crop Management News for historical purposes only. Users are hereby notified that the content may be inaccurate, out of date, incomplete and/or may not meet the needs and requirements of the user. Users should make their own assessment of the information and whether it is suitable for their intended purpose. For current information on integrated crop management from Iowa State University Extension and Outreach, please visit <https://crops.extension.iastate.edu/>.

Don't double dip soybean

Abstract

The approach for determining nitrogen (N) application rates for producing corn has changed, so don't be tempted to subtract a "soybean credit." Current N rate guidelines for corn in Iowa and many nearby states now give suggestions based on specific rotations instead of "crediting" from rates for continuous corn. This means that suggested N rates are those that should be applied for the specific rotation and should not be further modified to account for having a legume in the rotation. In Iowa State University Extension publication [Nitrogen Fertilizer Recommendations for Corn in Iowa](#), PM 1714, for example, a range of 100 to 150 lb N/acre for corn after soybean is recommended. Rates within that range can be adjusted for various site-specific conditions but not for any "soybean credit."

Keywords

Agronomy

Disciplines

Agricultural Science | Agriculture | Agronomy and Crop Sciences

INTEGRATED CROP MANAGEMENT

Search








Get the latest research-based information on crops. [Sign up to be notified when new content is available!](#)

ICM > 2007 > IC-498(25) -- November 12, 2007

Current Newsletter

You are viewing **archives** for the newsletter from 1993-2007. For current news, see [Integrated Crop Management News](#).

Archives 1993-2007

-  Announcements
-  Crop Production
-  Insects and Mites
-  Pesticide Education
-  Plant Diseases
-  Soils
-  Weed Management
- Image Gallery

Printable Version

Printable version of this page

Related Articles

- Carbon and nitrogen cycling with corn biomass harvest
August 6, 2007
- Nitrogen loss: How does it happen?
May 14, 2007
- Estimating nitrogen losses -- early spring 2007
May 14, 2007

Don't double dip soybean

by John Sawyer, Department of Agronomy

Don't Be Tempted

The approach for determining nitrogen (N) application rates for producing corn has changed, so don't be tempted to subtract a "soybean credit." Current N rate guidelines for corn in Iowa and many nearby states now give suggestions based on specific rotations instead of "crediting" from rates for continuous corn. This means that suggested N rates are those that should be applied for the specific rotation and should not be further modified to account for having a legume in the rotation. In Iowa State University Extension publication [Nitrogen Fertilizer Recommendations for Corn in Iowa](#), PM 1714, for example, a range of 100 to 150 lb N/acre for corn after soybean is recommended. Rates within that range can be adjusted for various site-specific conditions but not for any "soybean credit." In the newer regional N publication ([Regional Nitrogen Rate Guidelines for Corn](#), PM 2015) and the [Corn Nitrogen Rate Calculator](#), using a 0.10 price ratio (\$0.35/lb N and \$3.50/bu corn grain) for the Iowa database gives a suggested N rate of 124 lb N/acre when corn follows soybean and 181 lb N/acre when corn follows corn (Table 1). These are the N rates to apply and do not need any subtraction of a "soybean credit" for corn following soybean as the soybean crop influence is already built into the recommendation.

Why is that the case? The current method for calculating N rates for corn is based on N response trials conducted for each specific corn rotation. Hence, any difference due to soil N supply as influenced by a crop such as soybean is already reflected in those research trials and therefore reflected in the calculated rate. Note that the rates suggested are for the actual pounds of N per acre, so the N analysis of a particular fertilizer product has to be used to calculate the rate of product per acre. This also is provided in the Corn Nitrogen Rate Calculator. For example, to supply 124 lb N/acre in corn following soybean, 151 lb of anhydrous ammonia (82% N) would need to be applied.

Table 1. Nitrogen rate guidelines in Iowa for different N and corn grain prices.

Price	Corn Following Soybean		Corn Following Corn	
Ratio ¹	Rate ²	Range ³	Rate ²	Range ³
\$/lb:\$/bu	----- lb N/acre -----			
0.05	145	130-164	205	188-226
0.10	124	111-140	181	165-196
0.15	110	98-123	158	145-174
0.20	97	86-109	145	131-156

Measuring the nitrogen status -- 2007
May 14, 2007

Corn response to supplemental nitrogen
May 14, 2007

Corn Nitrogen Rate Calculator Web tool update
April 9, 2007

Increasing the frequency of corn in crop sequences: Grain yield and response to nitrogen -- a research update
February 12, 2007

Nitrogen fertilization for corn following corn
February 12, 2007

Corn Nitrogen Rate Calculator Web tool updated
September 18, 2006

New publication offers rationale for nitrogen use in corn production
July 31, 2006

¹Price per lb N divided by the expected corn price. Values calculated using \$3.50/bu and varying N price to achieve the different price ratios.

²Rate is the lb N/acre that provides the Maximum Return To N (MRTN). All rates are based on results from the [Corn Nitrogen Rate Calculator](#) as of October 16, 2007.

³Range is the range of profitable N rates that provides similar economic return to N (within \$1.00/acre of the MRTN).

The Old Way

For many years in Iowa and across the Corn Belt, N rate recommendations for corn were derived by taking a "yield goal" or "realistic yield potential" and multiplying times an N factor, such as 1.2 lb N/bu. That factor was used to calculate the N fertilization rate suggested for continuous corn, and then a "legume credit" was subtracted for corn grown following soybean or alfalfa. For several important reasons (including having corn following soybean as the main corn rotation instead of continuous corn, too high of an N rate suggested with the yield times N per bushel factor system, and a lack of relationship between yield and economic optimum N rate), the yield-based system was discontinued in Iowa with release of publication of PM 1714 in 1997. At the same time, N rate suggestions were based on specific rotations, rather than using a "legume credit." This approach continues today with the current regional guideline approach and the Corn Nitrogen Rate Calculator. In addition, research data show that the reduction in needed N fertilization rate for corn grown after soybean compared to corn grown after corn is not consistent with the prior-year yield of the soybean crop (Figure 1). What matters is that soybean is in the rotation, not the specific soybean yield.

Using the Corn Nitrogen Rate Calculator

The Corn Nitrogen Rate Calculator Web tool (see below) is a resource that can aid in N rate decisions for corn production and is helpful in determining the effect of varying N fertilizer and corn prices on application rate. In the calculator, the suggested N rate is determined directly for corn following soybean and corn following corn. No adjustment is needed to the rate calculated for corn following soybean as the effect of soybean is already taken into account since the calculations directly use the database of corn N response trials in that rotation. Table 1 provides a summary of suggested N rates derived from the calculator, with the rates being those that should be applied and with no adjustment needed for the soybean-corn rotation.

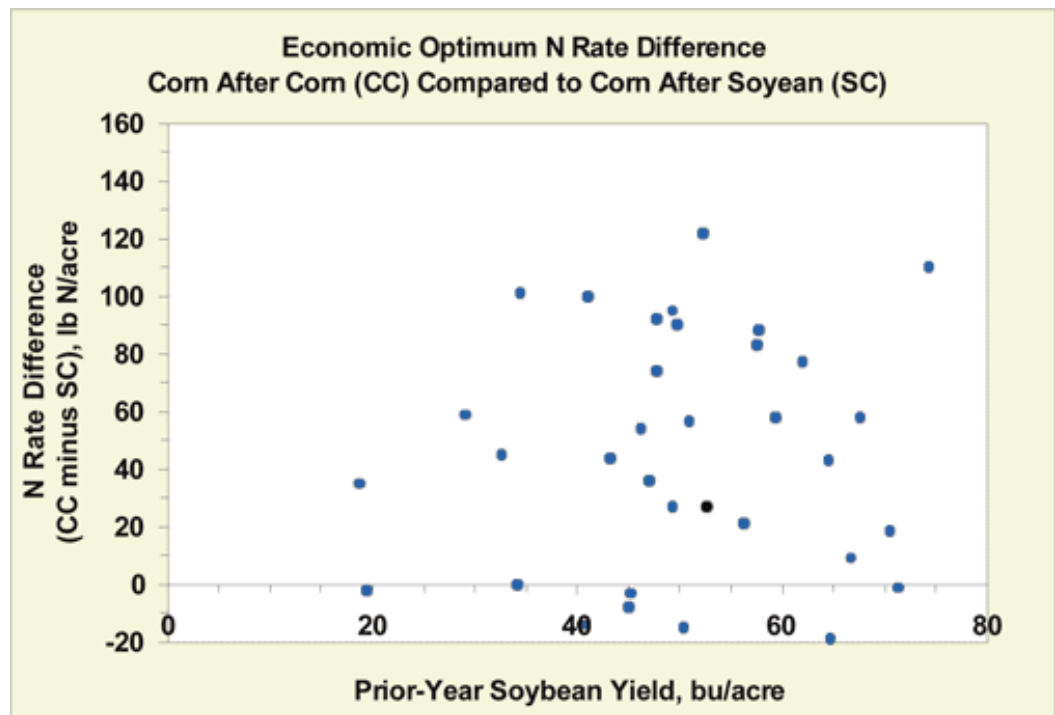


Figure 1. Difference in economic optimum N rate for continuous corn compared to corn rotated after soybean for seven sites in Iowa, 2000–2006 (J. E. Sawyer and D. W. Barker, Department of Agronomy, Iowa State University).

Resources for N Rate Decisions

The Corn Nitrogen Rate Calculator Web tool is located at <http://extension.agron.iastate.edu/soilfertility/nrate.aspx>.

The publication Regional Nitrogen Rate Guidelines for Corn (PM 2015) can be ordered through any Iowa State University Extension county office, on the Web through the [Iowa State University Extension Distribution Center](#), or by calling (515) 294-5247.

An electronic copy of the publication is available at www.extension.iastate.edu/Publications/2015.pdf.

The publication Nitrogen Fertilizer Recommendations for Corn in Iowa (PM 1714) can be ordered through any Iowa State University Extension county office, on the Web through the [Iowa State University Extension Distribution Center](#), or by calling (515) 294-5247. An electronic copy of the publication is available at www.extension.iastate.edu/Publications/PM1714.pdf.

The Iowa State University Agronomy Extension Soil Fertility Web site is located at <http://extension.agron.iastate.edu/soilfertility>.

John Sawyer is an associate professor with research and extension responsibilities in soil fertility and nutrient management.

This article originally appeared on pages 273-274 of the IC-498(25) -- November 12, 2007 issue.

Updated 11/16/2007 - 5:37pm

