

2014

Enantioselective hydroacylation of N-vinylindole-2-carboxaldehydes

Avipsa Ghosha
Iowa State University

Levi M. Stanley
Iowa State University, lstanley@iastate.edu

Follow this and additional works at: https://lib.dr.iastate.edu/chem_pubs

 Part of the [Materials Chemistry Commons](#), and the [Organic Chemistry Commons](#)

The complete bibliographic information for this item can be found at https://lib.dr.iastate.edu/chem_pubs/1039. For information on how to cite this item, please visit <http://lib.dr.iastate.edu/howtocite.html>.

This Article is brought to you for free and open access by the Chemistry at Iowa State University Digital Repository. It has been accepted for inclusion in Chemistry Publications by an authorized administrator of Iowa State University Digital Repository. For more information, please contact digirep@iastate.edu.

Enantioselective hydroacylation of N-vinylindole-2-carboxaldehydes

Abstract

We report catalytic, enantioselective intramolecular hydroacylation of N-vinylindole-2-carboxaldehydes. These hydroacylation reactions occur in the presence of a readily accessible rhodium catalyst and form chiral, non-racemic 2,3-dihydro-1H-pyrrolo[1,2-a]indol-1-ones in high yields with excellent enantioselectivities.

Disciplines


Chemistry | Materials Chemistry | Organic Chemistry

Comments

This is a manuscript of an article published as Ghosh, Avipsa, and Levi M. Stanley. "Enantioselective hydroacylation of N-vinylindole-2-carboxaldehydes." *Chemical Communications* 50, no. 21 (2014): 2765-2768. doi: [10.1039/C4CC00210E](https://doi.org/10.1039/C4CC00210E). Posted with permission.

ChemComm

Accepted Manuscript



This is an *Accepted Manuscript*, which has been through the Royal Society of Chemistry peer review process and has been accepted for publication.

Accepted Manuscripts are published online shortly after acceptance, before technical editing, formatting and proof reading. Using this free service, authors can make their results available to the community, in citable form, before we publish the edited article. We will replace this *Accepted Manuscript* with the edited and formatted *Advance Article* as soon as it is available.

You can find more information about *Accepted Manuscripts* in the [Information for Authors](#).

Please note that technical editing may introduce minor changes to the text and/or graphics, which may alter content. The journal's standard [Terms & Conditions](#) and the [Ethical guidelines](#) still apply. In no event shall the Royal Society of Chemistry be held responsible for any errors or omissions in this *Accepted Manuscript* or any consequences arising from the use of any information it contains.

COMMUNICATION

Enantioselective Hydroacylation of *N*-Vinylindole-2-carboxaldehydes

Cite this: DOI: 10.1039/x0xx00000x

Avipsa Ghosh^a and Levi M. Stanley^{*a}

Received 00th January 2012,

Accepted 00th January 2012

DOI: 10.1039/x0xx00000x

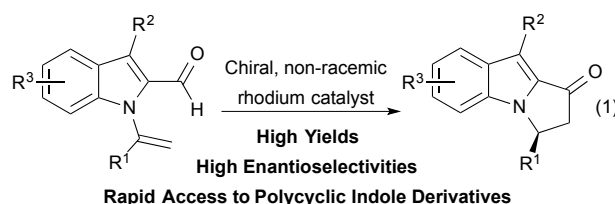
www.rsc.org/

We report catalytic, enantioselective intramolecular hydroacylation of *N*-vinylindole-2-carboxaldehydes. These hydroacylation reactions occur in the presence of a readily accessible rhodium catalyst and form chiral, non-racemic 2,3-dihydro-1*H*-pyrrolo[1,2-*a*]indol-1-ones in high yields with excellent enantioselectivities.

Intramolecular hydroacylation of alkenes in the presence of transition metal catalysts is a well-known process that couples C-H bond activation with carbon-carbon bond formation to form synthetically valuable ketone products.¹ Hydroacylations of substituted 4-pentenals and 2-vinylbenzaldehydes to form cyclopentanones are common² and occur with high enantioselectivities in the presence of chiral, non-racemic catalysts.³ Recent reports have also shown that six-, seven- and eight-membered carbocycles and heterocycles are accessible from intramolecular alkene hydroacylation reactions.⁴ However, alkene hydroacylations to generate nitrogen-containing heterocycles are rare.

To date, there are only two reports of alkene hydroacylation to generate nitrogen-containing heterocycles.^{5,6} Bendorf and co-workers reported amine-directed, intramolecular hydroacylation of 2-(homoallylamino)benzaldehydes.^{5a} These amine-directed hydroacylation reactions occur in the presence of 10 mol % of Wilkinson's catalyst, and the efficiency of the reactions is greatly influenced by the identity of the substituents on the nitrogen atom. Recently, Douglas reported hydroacylation of *N*-allylindole-2-carboxaldehydes and *N*-allylpyrrole-2-carboxaldehydes.^{5b} These hydroacylation reactions involve *in situ* formation of imines to install chelating functionality to stabilize the resulting iminorhodium(III) hydride intermediate.^{2m,4c,7} The heterocyclic ketone products are formed in good yields, but the requirement for chelation assistance leads to poor atom economy and efforts to develop a highly enantioselective catalyst were unsuccessful. Although reports by Bendorf and Douglas provide an entry into practical alkene hydroacylation reactions to generate nitrogen containing

heterocycles, the opportunity exists to form nitrogen heterocycles by alkene hydroacylations that occur 1) with high enantioselectivity and 2) without the need for strategies to stabilize the acylrhodium(III) hydride intermediate.



The potential for enantioselective intramolecular hydroacylation to create a rapid entry into dihydropyrroloindoles led us to study Rh-catalyzed hydroacylation of *N*-vinylindole-2-carboxaldehydes (eq 1). Dihydropyrroloindoles are core structures of a variety of indole alkaloids including yuremamine^{8,9} and antimalarial bis-indoles from the *Flindersia* species, such as the isoborreverines (Figure 1).¹⁰ Thus, we report the synthesis of highly enantioenriched 2,3-dihydro-1*H*-pyrrolo[1,2-*a*]indolones by intramolecular hydroacylation of *N*-vinylindole-2-carboxaldehydes in the presence of a rhodium catalyst prepared *in situ* from commercially available precursors.

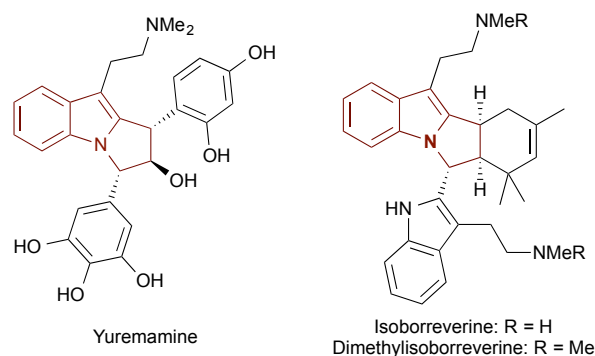
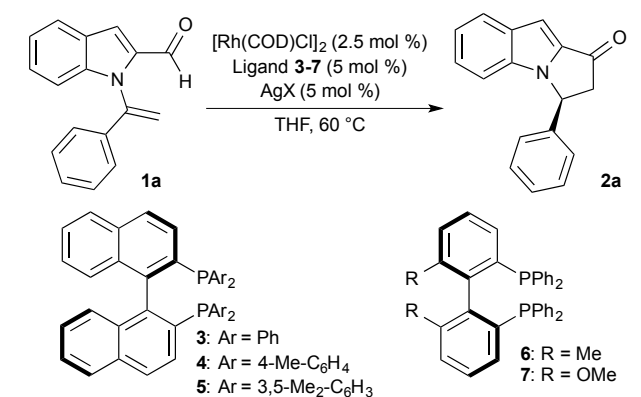


Figure 1 Dihydropyrroloindoles as Core Elements of Indole Alkaloids

Initial studies to develop catalytic, enantioselective hydroacylations of *N*-vinylindole-2-carboxaldehydes were guided by hydroacylations of 2-vinylbenzaldehydes catalyzed by a rhodium(I)-BINAP complex. To test whether hydroacylation of *N*-vinylindole-2-carboxaldehydes could occur with similar catalysts, we studied the reaction of 1-(1-phenylvinyl)-1*H*-indole-2-carboxaldehyde **1a** catalyzed by complexes prepared *in situ* from [Rh(COD)Cl]₂, (*R*)-BINAP **3**, and a variety of silver salts (Table 1, entries 1-7). We found that the hydroacylation of **1a** did not occur in THF at 60 °C when the rhodium(I) catalysts contained coordinating counteranions, such as chloride, nitrate, and mesylate (entries 1-3). However, the hydroacylation of **1a** formed dihydropyrroloindolone **2a** in low to modest yield when the rhodium catalyst contained a weakly coordinating counteranion. The hydroacylation of **1a** catalyzed by a rhodium catalyst with a perchlorate counterion occurred to high conversion, but formed **2a** in low yield (entry 4). In contrast, the reaction of **1a** generated dihydropyrroloindolone **2a** in 49-61% yield in the presence of rhodium complexes with tetrafluoroborate, hexafluorophosphate, and hexafluoroantimonate counteranions (entries 5-7). Although the catalyst containing a hexafluoroantimonate counterion led to the highest yield of **2a**, this catalyst also promoted decomposition of **1a**. We chose to continue our study with rhodium catalysts containing a tetrafluoroborate counterion since we observed less decomposition of **1a** with this catalyst system.

Table 1 Identification of catalysts for Rh-catalyzed hydroacylation of 1-(1-phenylvinyl)-1*H*-indole-2-carboxaldehyde **1a**^a



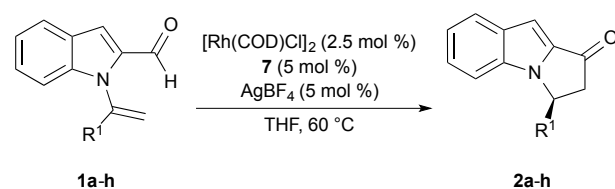
Entry	AgX	Ligand	Conversion (%) ^b	Yield (%) ^c	ee (%) ^d
1	--	3	0	--	--
2	AgNO ₃	3	0	--	--
3	AgOMs	3	0	--	--
4	AgClO ₄	3	96	10	ND
5	AgBF ₄	3	75	54	94
6	AgPF ₆	3	72	49	91
7	AgSbF ₆	3	99	61	95
8	AgBF ₄	4	95	75	96
9	AgBF ₄	5	42	35	98
10	AgBF ₄	6	80	63	97
11	AgBF ₄	7	95	90	99

^a For detailed reaction conditions, see Supporting Information. ^b Determined by ¹H NMR spectroscopy using 1,3,5-trimethoxybenzene as the internal standard. ^c Isolated yield of **2a**. ^d Determined by chiral HPLC analysis.

To improve the yield and selectivity of our model reaction, we studied the hydroacylation of **1a** in the presence of catalysts prepared from [Rh(COD)Cl]₂, AgBF₄, and a selection of aromatic bisphosphine ligands **3-7** containing axial chiral backbones (Table 1, entries 5, 8-11). The rhodium(I) complex of (*R*)-Tol-BINAP **4** catalyze the hydroacylation of **1a** to form **2a** in higher yield than the rhodium complex of the parent (*R*)-BINAP ligand, while the rhodium(I) complex of (*R*)-Xyl-BINAP catalyzes the formation of **2a** in lower yield (compare entries 8 and 9 with entry 5). Rhodium complexes of both (*R*)-Tol-BINAP and (*R*)-Xyl-BINAP catalyze the formation of **2a** with higher enantioselectivity. The reaction of **1a** occurred with the best combination of yield and enantioselectivity in the presence of rhodium complexes of (*S*)-Me-BIPHEP and (*S*)-MeO-BIPHEP (entries 10-11). The hydroacylation of **1a** catalyzed by rhodium(I) complex of (*S*)-MeO-BIPHEP formed **2a** in 90% yield with 99% ee (entry 11).

The results of intramolecular hydroacylations of *N*-vinylindole-2-carboxaldehydes containing a range of substituted vinyl indole are shown in Table 2. The hydroacylations of *N*-vinylindole-2-carboxaldehydes containing electron-neutral or electron-rich aryl groups at the 1-position of the *N*-vinyl moiety gave the corresponding dihydropyrroloindolones **2a** (R¹ = Ph) and **2b** (R¹ = 4-MeO-C₆H₄) in high yields (90-99%) with 99% enantiomeric excess (entries 1 and 2). The hydroacylation of *N*-vinylindole-2-carboxaldehydes substituted with electron-deficient aryl groups at the 1-position of the vinyl group formed dihydropyrroloindolones **2c** (R¹ = 4-Cl-C₆H₄) and **2d** (R¹ = 4-F₃C-C₆H₄) in lower yield (68% and 30%, entries 3 and 4). However, these hydroacylations occurred with excellent enantioselectivity (98-99% ee), and the yield of **2d** improved to 70% when the reaction was run in the presence of 10 mol % rhodium catalyst (entry 5).

Table 2 Rhodium-catalyzed enantioselective hydroacylation of *N*-vinylindole-2-carboxaldehydes **1a-h**^a



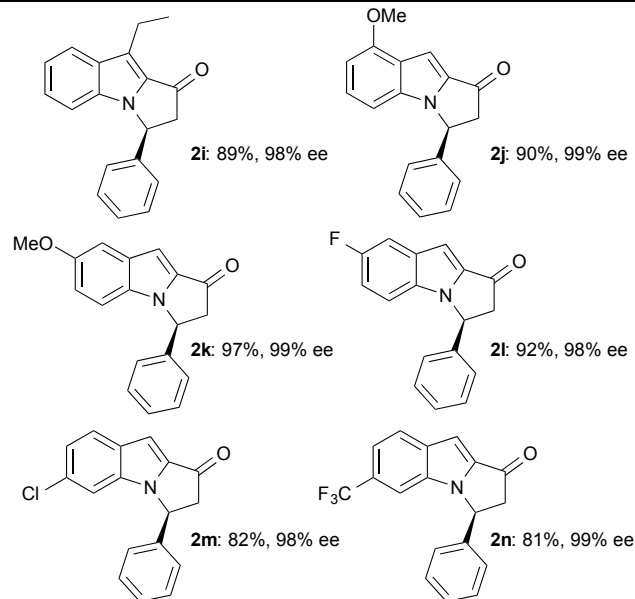
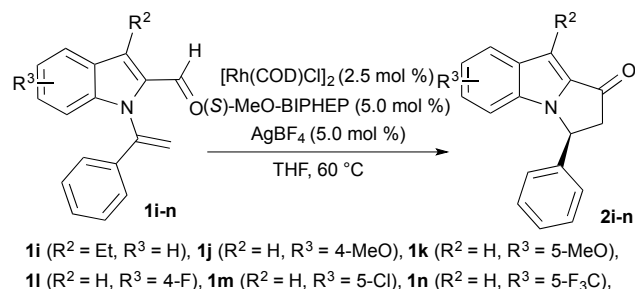
Entry	R ¹ (1)	2	Yield (%) ^b	ee (%) ^c
1	Ph (1a)	2a	90	99
2	4-MeO-C ₆ H ₄ (1b)	2b	99	99
3	4-Cl-C ₆ H ₄ (1c)	2c	68	98
4	4-F ₃ C-C ₆ H ₄ (1d)	2d	30	99
5 ^d	4-F ₃ C-C ₆ H ₄ (1d)	2d	70	99
6	3-MeO-C ₆ H ₄ (1e)	2e	92	98
7	3,4,5-(MeO) ₃ -C ₆ H ₂ (1f)	2f	82	99
8	Me (1g)	2g	99	99
9	Cyclohexyl (1h)	2h	20	97
10 ^e	Cyclohexyl (1h)	2h	45	95

^a For detailed reaction conditions, see Supporting Information. ^b Isolated yield of **2**. ^c Determined by chiral HPLC analysis. ^d Reaction run in the presence of 10 mol % catalyst. ^e Reaction run at 100 °C in 1,4-dioxane.

N-vinylindole-2-carboxaldehydes containing *meta*-substituted aryl groups at the 1-position of the *N*-vinyl moiety are also excellent substrates for these intramolecular hydroacylations. *N*-vinylindole-2-carboxaldehydes **1e** (R¹ = 3-MeO-C₆H₄) and **1f** (R¹ = 3,4,5-(MeO)₃-C₆H₂) reacted to form dihydropyrroloindolones **2e** and **2f** in 82-92% yield

with 98–99% ee (entries 6 and 7). We were unable to generate data on hydroacylations of *N*-vinylindole-2-carboxaldehydes containing *ortho*-substituted aryl groups at the 1-position of the *N*-vinyl moiety because Ullmann-type coupling of appropriately substituted indoles and α -halogenated styrenes were unproductive in our hands.

Reactions of *N*-vinylindole-2-carboxaldehydes containing alkyl groups at the 1-position of the *N*-vinyl moiety also occurred with high enantioselectivity. The reaction of **1g** ($R^1 = \text{Me}$) formed **2g** in nearly quantitative yield and nearly perfect enantioselectivity (entry 8). The reaction of *N*-vinylindole-2-carboxaldehyde **1h** bearing a bulky cyclohexyl group formed dihydropyrroloindole **2h** with 97% enantiomeric excess (entry 9). However, the yield of **2h** was low when the reaction was run under our standard conditions. The yield of **2h** improved to 45% with a modest decrease in enantioselectivity when the reaction was performed in 1,4-dioxane at 100 °C (entry 10).

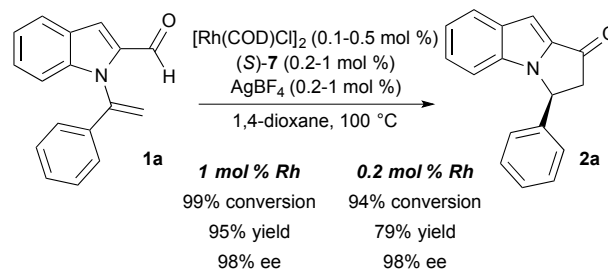


Scheme 1 Rhodium-catalyzed enantioselective hydroacylation of *N*-vinylindole-2-carboxaldehydes **1i-n**

Scheme 1 summarizes the results of hydroacylations with *N*-vinylindole-2-carboxaldehydes containing substitution at the 3-, 4-, 5-, and 6-positions on the indole moiety. A variety of *N*-vinylindole-2-carboxaldehydes containing electron-donating and electron-withdrawing substituents, as well as halogens, were excellent substrates for the intramolecular alkene hydroacylation. Alkyl substitution at the 3-position of the indole ring was well tolerated, and the hydroacylation of 3-ethyl-1-(1-phenylvinyl)-1*H*-indole-2-

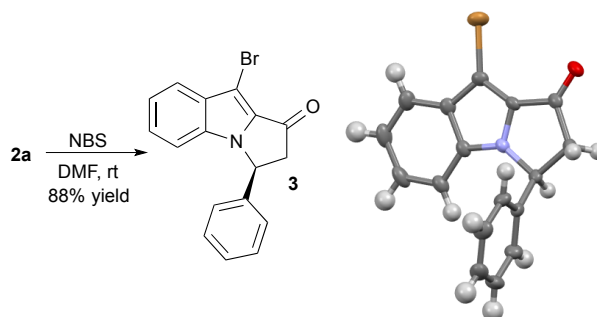
carboxaldehyde **1i** ($R^2 = \text{Et}$, $R^3 = \text{H}$) formed product **2i** in 89% yield with 98% ee. Hydroacylations of 4-MeO, 5-MeO, and 5-F substituted *N*-vinylindole-2-carboxaldehydes **1j-l** occurred with excellent enantioselectivity (98–99%), and dihydropyrroloindolones **2j-l** were isolated in 90–97% yield. Intramolecular hydroacylations of 6-chloro- and 6-trifluoromethyl-1-(1-phenylvinyl)-1*H*-indole-2-carboxaldehydes (**1m** and **1n**) formed **2m** and **2n** in slightly lower yield (81–82%), but the enantioselectivity remained high (98–99% ee).

Although reactions of *N*-vinylindole-2-carboxaldehydes to establish the scope of these hydroacylations are conducted in the presence of 5 mol % of the rhodium catalyst, this relatively high catalyst loading is not a requirement to achieve high isolated yields and enantioselectivities (Scheme 2). The hydroacylation of 1-(1-phenylvinyl)-1*H*-indole-2-carboxaldehyde **1a** performed in the presence of 1 mol % of the rhodium catalyst at 100 °C in 1,4-dioxane generates dihydropyrroloindolone **2a** in 95% yield with 98% ee. Decreasing the catalyst loading to 0.2 mol % led to a lower yield (79%) of dihydropyrroloindolone **2a**, but this heterocyclic ketone was still formed with excellent enantioselectivity (98% ee).



Scheme 2 Impact of catalyst loading on the enantioselective hydroacylation of *N*-vinylindole-2-carboxaldehyde **1a**

The absolute configuration of dihydropyrroloindolone **2a** was determined after bromination (Scheme 3). Treatment of **2a** with *N*-bromosuccinimide occurred to form **3** in 88% yield. The absolute configuration of 9-bromo-3-phenyl-2,3-dihydro-1*H*-pyrrolo[1,2-*a*]indol-1-one **3** was determined to be (3*S*) by X-ray crystallographic analysis. Thus, the catalyst generated from (*S*)-MeO-BIPHEP **7** leads to the formation of (*S*)-**3**.



Scheme 3 Absolute stereochemistry and structure of **3** based on X-ray diffraction data.

In conclusion, we have established a method for highly enantioselective intramolecular hydroacylation of *N*-vinylindole-2-

carboxaldehydes in the presence of a rhodium catalyst prepared *in situ* from commercially available precursors. These reactions encompass a broad range of *N*-vinylindole-2-carboxaldehydes bearing a variety of aryl and alkyl substituents on the olefin moiety and substitution throughout the indole core. The enantioenriched dihydropyrroloindolone products are generated with consistently high enantioselectivity (95–99% ee) even at low catalyst loadings. The use of this reaction to complete the first total synthesis of yuremamine is currently under investigation in our laboratory.

We thank Iowa State University and the ISU Institute for Physical Research and Technology for financial support of this work. We thank Dr. Arkady Ellern and the Molecular Structure Laboratory (Iowa State University) for X-ray diffraction data collection and structure determination. We thank Professor Emeritus Richard Larock (Iowa State University) for instrumentation and chemicals.

Notes and references

^a Department of Chemistry, Iowa State University, Ames, Iowa 50011, United States. E-mail: lstanley@iastate.edu

† Electronic Supplementary Information (ESI) available: Experimental procedures, characterization data for new compounds, and crystallographic data (CIF) for compound **3**. See DOI: 10.1039/b000000x/

- For selected reviews, see: (a) M. C. Willis, *Chem. Rev.*, 2010, **110**, 725; (b) Y. J. Park, J.-W. Park, and C.-H. Jun, *Acc. Chem. Res.* 2008, **41**, 222; (c) C.-H. Jun, E.-A. Jo, and J.-W. Park, *Eur. J. Org. Chem.*, 2007, 1869.
- For selected examples, see: (a) C. F. Lochow and R. G. Miller, *J. Am. Chem. Soc.* 1976, **98**, 1281; (b) R. C. Larock, K. Oertle, and G. F. Potter, *J. Am. Chem. Soc.* 1980, **102**, 190; (c) M. G. Vinogradov, A. B. Tuzikov, G. I. Nikishin, B. N. Shelimov, and V. B. Kazansky, *J. Organomet. Chem.*, 1988, **348**, 123; (d) D. P. Fairlie and B. Bosnich, *Organometallics*, 1988, **7**, 936; (e) K. Sakai, Y. Ishiguro, K. Funakoshi, K. Ueno, and H. A. Suemune, *Tetrahedron Lett.*, 1984, **25**, 961; (f) Y. Taura, M. Tanaka, K. Funakoshi, and K. Sakai, *Tetrahedron Lett.*, 1989, **30**, 6349; (g) Y. Taura, M. Tanaka, X. M. Wu, K. Funakoshi, and K. Sakai, *Tetrahedron*, 1991, **47**, 4879; (h) M. Rolandsgard, S. Baldawi, D. Sirbu, V. Bjørnstad, C. Rømming, and K. Undheim, *Tetrahedron*, 2005, **61**, 4129; (i) Y. Oonishi, J. Ogura, and Y. Sato, *Tetrahedron Lett.* 2007, **48**, 7505; (j) N. R. Vautravers, D. D. Regent, and B. Breit, *Chem. Commun.*, 2011, **47**, 6635; (k) R. Okamoto and K. Tanaka, *Org. Lett.*, 2013, **15**, 2112.
- For selected examples, see: (a) X.-M. Wu, K. Funakoshi, and K. Sakai, *Tetrahedron Lett.*, 1992, **33**, 6331; (b) X.-M. Wu, K. Funakoshi, and K. Sakai, *Tetrahedron Lett.*, 1993, **34**, 5927; (c) R. W. Barnhart, X. Q. Wang, P. Noheda, S. H. Bergens, J. Whelan, and B. Bosnich, *J. Am. Chem. Soc.*, 1994, **116**, 1821; (d) R. W. Barnhart, X. Q. Wang, P. Noheda, S. H. Bergens, J. Whelan, and B. Bosnich, *Tetrahedron*, 1994, **50**, 4335; (e) R. W. Barnhart, D. A. McMorran, and B. Bosnich, *Chem. Commun.*, 1997, 589; (f) M. Tanaka, M. Imai, M. Fujio, E. Sakamoto, M. Takahashi, Y. Eto-Kato, X. M. Wu, K. Funakoshi, K. Sakai, and H. Suemune, *J. Org. Chem.*, 2000, **65**, 5806; (g) P. Marce, Y. Diaz, M. I. Matheu, and S. Castillon, *Org. Lett.*, 2008, **10**, 4735; (h) K. Kunda, J. V. McCullagh, and A. T. Morehead, Jr., *J. Am. Chem. Soc.* 2005, **127**, 16042; (i) T. J. Hoffman and E. M. Carreira, *Angew. Chem. Int. Ed.*, 2011, **50**, 10670.
- For selected examples, see: (a) Y. Sato, Y. Oonishi, and M. Mori, *Angew. Chem. Int. Ed.*, 2002, **41**, 1218; (b) A. D. Aloise, M. E. Layton, and M. D. Shair, *J. Am. Chem. Soc.*, 2000, **122**, 12610; (c) M. M. Coulter, P. K. Dornan, and V. M. Dong, *J. Am. Chem. Soc.*, 2009, **131**, 6932.
- (a) H. D. Bendorf, K. E. Ruhl, A. J. Shurer, J. B. Shaffer, T. O. Duffin, T. L. LaBarte, M. L. Maddock, and O. W. Wheeler, *Tetrahedron Lett.*, 2012, **53**, 1275; (b) E. V. Beletskiy, C. Sudheer, and C. J. Douglas, *J. Org. Chem.*, 2012, **77**, 5884.
- Willis and co-workers recently reported a two-step sequence involving hydroacylation of alkynes with 2-aminobenzaldehydes to form 2-aminoaryl enones and subsequent intramolecular 1,4-addition of the amine to the enone to generate dihydroquinolones: M. Castaing, S. L. Wason, B. Estepa, J. F. Hooper, M. C. Willis, *Angew. Chem. Int. Ed.*, 2013, **52**, 13280.
- For reviews, see references 1b and 1c. For selected examples, see: (a) J.-W. Park, J.-H. Park, and C.-H. Jun, *J. Org. Chem.*, 2008, **73**, 5598; (b) E.-A. Jo, J.-H. Lee, and C.-H. Jun, *Chem. Commun.* 2008, 5779; (c) E.-A. Jo and C.-H. Jun, *Eur. J. Org. Chem.*, 2006, 2504; (d) D.-W. Kim, S.-G. Lim, and C.-H. Jun, *Org. Lett.*, 2006, **8**, 2937; (e) D.-H. Chang, D.-Y. Lee, B.-S. Hong, J.-H. Choi, and C.H. Jun, *J. Am. Chem. Soc.*, 2004, **126**, 424; (f) D.-Y. Lee, I.-J. Kim, and C.-H. Jun, *Angew. Chem. Int. Ed.*, 2002, **41**, 3031; (g) D.-Y. Lee, C. W. Moon, and C.-H. Jun, *J. Org. Chem.* 2002, **67**, 3945; (h) C.-H. Jun, D.-Y. Lee, H. Lee, and J.-B. Hong, *Angew. Chem. Int. Ed.*, 2000, **39**, 3070.
- J. J. Vepsäläinen, S. Auriola, M. Tukiainen, N. Ropponen, and J. C. Callaway, *Planta Med.*, 2005, **71**, 1053.
- For synthetic efforts towards yuremamine, see: (a) M. B. Johansen, M. A. Kerr, *Org. Lett.*, 2008, **10**, 3497; (b) W. B. Liu, X. Zhang, L. X. Dai, S. L. You, *Angew. Chem. Int. Ed.*, 2012, **51**, 5183.
- (a) J. Pousset, A. Cave, A. Chiaroni, and C. Riche, *J. Chem. Soc., Chem. Commun.*, 1977, 261; (b) F. Tillequin and M. Koch, *J. Chem. Soc., Chem. Commun.*, 1978, 826; (c) L. S. Fernandez, M. F. Jobling, K. T. Andrews, and V. M. Avery, *Phytother. Res.* 2008, **22**, 1409; (d) L. S. Fernandez, M. S.; Buchanan, A. R. Carroll, Y. J. Feng, R. Quinn, and V. M. Avery, *Org. Lett.* 2009, **11**, 329; (e) R. Vallakati and J. A. May, *J. Am. Chem. Soc.* 2012, **134**, 6936; D. H. Dethe, R. D. Erande, and A. Ranjan, *J. Org. Chem.* 2013, **78**, 10106.