

1984

## Anatomy Pictorial

Follow this and additional works at: [https://lib.dr.iastate.edu/iowastate\\_veterinarian](https://lib.dr.iastate.edu/iowastate_veterinarian)



Part of the [Veterinary Anatomy Commons](#)


---



### Recommended Citation

(1984) "Anatomy Pictorial," *Iowa State University Veterinarian*: Vol. 46 : Iss. 1 , Article 20.

Available at: [https://lib.dr.iastate.edu/iowastate\\_veterinarian/vol46/iss1/20](https://lib.dr.iastate.edu/iowastate_veterinarian/vol46/iss1/20)

This Article is brought to you for free and open access by the Journals at Iowa State University Digital Repository. It has been accepted for inclusion in Iowa State University Veterinarian by an authorized editor of Iowa State University Digital Repository. For more information, please contact [digirep@iastate.edu](mailto:digirep@iastate.edu).





## **ANATOMY PICTORIAL**

Page 78: Drs. J. Carithers, D. Adams  
D. Dellmann, C. Jacobson

Page 79: Drs. N. Ghoshal, D. Draper  
W. Ireland, E. Uemura  
H. Bal

**Photography by Debi Stambaugh, RBP  
Biomedical Communications**